

2024/05

US
Quick Ship Program North America
— Price List /Tarifa de Precios

US
Quick Ship Program
North America
— Price List
/Tarifa de Precios
2024/05

INDEX ÍNDICE

STOOLS TABURETES

STOOLS TABURETES

PAGE PÁGINA
1

CHAIRS SILLAS

CHAIRS SILLAS
LOUNGE CHAIRS AND ARMCHAIRS SILLAS LOUNGE Y BUTACAS
SOFAS SOFÁS

PAGE PÁGINA
4

TABLES MESAS

EXTENDING AND NON-EXTENDING TABLES MESAS FIJAS Y
EXTENSIBLES

PAGE PÁGINA
22

OCCASIONAL FURNITURE COMPLEMENTOS

COFFEE TABLES MESITAS FIJAS
MIRRORS ESPEJOS

PAGE PÁGINA
32

CABINETS, SIDEBOARDS, WALL UNITS MUEBLES ZONA DÍA

HORIZON CABINETS MUEBLES HORIZON

PAGE PÁGINA
35

RUGS ALFOMBRAS

RUGS ALFOMBRAS

PAGE PÁGINA
36

BEDROOM FURNITURE AND BEDS MUEBLES ZONA NOCHE Y CAMAS


BEDROOM FURNITURE MUEBLES ZONA NOCHE
BEDS CAMAS

PAGE PÁGINA
37

STOOLS TABURETES

ABREY CS2042 designer Buratti

SIZE MEDIDAS **W** 21¾" | **D** 23 ½" | **H** 35 ½" | **SH** 25" |
A | **P** | **H** | **HA** |

CHARACTERISTICS CARACTERÍSTICAS  1 pc | **LB** 18.5 | **CF** 14.62 |

DETAILS DETALLES **CHROMED INSERT ON THE FOOTREST - SEAT FRAME SUPPORTED BY ELASTIC BELTS - NYLON GLIDERS (INCLUDED IN THE PRICE)**
DETALLE CROMADO EN EL REPOSAPIÉS - ASIENTO CON CORREAS ELÁSTICAS - TACOS DE NYLON (COMPRENDIDOS EN EL PRECIO)



FRAME ESTRUCTURA		SEAT ASIENTO		\$
ash. fr.	<input type="checkbox"/> P201 WALNUT NOGAL	Bouclé Bouclé	<input type="checkbox"/> SLV HEMP CÁÑAMO	1,224.00

AIDA CS1821 designer Studio 28

SIZE MEDIDAS **W** 17¾" | **D** 22¾" | **H** 35¾" | **SH** 25¾" |
A | **P** | **H** | **HA** |

CHARACTERISTICS CARACTERÍSTICAS  1 pc | **LB** 18.2 | **CF** 7.88 |

DETAILS DETALLES **CHROMED INSERT ON THE FOOTREST. DETALLE CROMADO EN EL REPOSAPIÉS**



FRAME ESTRUCTURA		SEAT ASIENTO		\$
met. met.	<input type="checkbox"/> P16 MATT GREY GRIS MATE	regen.lth reg. cuero	<input type="checkbox"/> R16 GREY GRIS	550.00

BASIL CS1354 designer Mr Smith Studio/Calligaris Studio

SIZE MEDIDAS **W** 18 ½" | **D** 22 ½" | **H** 41¾" | **SH** 26 ¼" |
A | **P** | **H** | **HA** |

CHARACTERISTICS CARACTERÍSTICAS  1 pc |  **LB** 22.2 | **CF** 7.96 |



FRAME ESTRUCTURA		SEAT ASIENTO		\$
met. met.	<input type="checkbox"/> P77 CHROMED CROMADO	pp pp	<input type="checkbox"/> P94 MATT OPTIC WHITE BLANCO ÓPTICO MATE	371.00
		regen.lth reg. cuero	<input type="checkbox"/> D03 TAUPE TÓRTOLA	

EVEN PLUS CS1394 designer Stefano Cavazzana/Calligaris Studio

SIZE MEDIDAS **W** 17¾" | **D** 20" | **H** 41¾" | **SH** 33¾" |
A | **P** | **H** | **HA** |

CHARACTERISTICS CARACTERÍSTICAS  1 pc |  **LB** 54.0 | **CF** 9.61 | 

DETAILS DETALLES **GAS LIFT. ELEVACIÓN A GAS**



FRAME ESTRUCTURA		SEAT ASIENTO		\$
met. met.	<input type="checkbox"/> P77 CHROMED CROMADO	soft leather piel	<input type="checkbox"/> 683 BLACK NEGRO	1,251.00
			<input type="checkbox"/> 705 OPTIC WHITE BLANCO ÓPTICO	

FIFTIES CS1864 designer Busetti Garuti Redaelli

SIZE MEDIDAS **W** 20" | **D** 21¾" | **H** 37 ½" | **SH** 25¾" |
A | **P** | **H** | **HA** |

CHARACTERISTICS CARACTERÍSTICAS  1 pc |  **LB** 23.0 | **CF** 9.76 |

DETAILS DETALLES **CHROMED INSERT ON THE FOOTREST. DETALLE CROMADO EN EL REPOSAPIÉS**



FRAME ESTRUCTURA		SEAT ASIENTO		\$
met. met.	<input type="checkbox"/> P15 MATT BLACK NEGRO MATE	Venice Venice	<input type="checkbox"/> S0L ASH GREY CENIZA	660.00
		leather cuero	<input type="checkbox"/> L10 MELANGE COGNAC COÑAC	861.00

STOOLS TABURETES

FOYER CS2072 designer Edi & Paolo Ciani

SIZE MEDIDAS W 20" | D 21¼" | H 34¾" | SH 25½" |
A P H HA

CHARACTERISTICS CARACTERÍSTICAS  1 pc  LB 26.9 | CF 10.95

DETAILS DETALLES CHROMED INSERT ON THE FOOTREST - SEAT FRAME SUPPORTED BY ELASTIC BELTS - NYLON GLIDERS (INCLUDED IN THE PRICE), MORE DETAILS ON PAGE 13
DETALLE CROMADO EN EL REPOSAPIÉS - ASIENTO CON CORREAS ELÁSTICAS - TACOS DE NYLON (COMPRENDIDOS EN EL PRECIO), MÁS DETALLES A LA PÁGINA 13



FRAME ESTRUCTURA		SEAT ASIENTO				\$
ash. fr.	<input checked="" type="checkbox"/> P1GW CANALETTO WALNUT NOGAL <input type="checkbox"/> P12 SMOKE SMOKE <input type="checkbox"/> P15L MATT BLACK NEGRO MATE <input type="checkbox"/> P201 WALNUT NOGAL	Bergen Bergen	<input type="checkbox"/> S2P	ASH GREY CENIZA	<input type="checkbox"/> S2R SAND ARENA	1,035.00

HOLLY CS2038 designer Busetti Garuti Redaelli

SIZE MEDIDAS W 23½" | D 22¾" | H 39¼" | SH 25½" |
A P H HA

CHARACTERISTICS CARACTERÍSTICAS  1 pc  LB 23.6 | CF 13.07

DETAILS DETALLES CHROMED INSERT ON THE FOOTREST
DETALLE CROMADO EN EL REPOSAPIÉS



FRAME ESTRUCTURA		SEAT ASIENTO				\$
met. met.	<input type="checkbox"/> P15 MATT BLACK NEGRO MATE <input type="checkbox"/> P29L MATT BRONZE BRONCE MATE	Venice Venice	<input type="checkbox"/> SOF SAND ARENA <input type="checkbox"/> SOZ HEMP CÁÑAMO	<input type="checkbox"/> SOY BLACK NEGRO		822.00
		Kalix Kalix	<input type="checkbox"/> S8S GREY GRIS			878.00

INÈS CS2022 designer Busetti Garuti Redaelli

SIZE MEDIDAS W 19" | D 22¾" | H 39¾" | SH 25½" |
A P H HA

CHARACTERISTICS CARACTERÍSTICAS  1 pc  LB 21.1 | CF 9.91

DETAILS DETALLES CHROMED INSERT ON THE FOOTREST - LEAVES VERSION WITH PLACEMENT OF THE FLORAL DECORATION DIFFERENT FOR EACH PIECE
DETALLE CROMADO EN EL REPOSAPIÉS - VERSIÓN LEAVES CON COLOCACIÓN DE LA DECORACIÓN FLORAL DIFERENTE PARA CADA PIEZA



FRAME ESTRUCTURA		SEAT ASIENTO				\$
met. met.	<input type="checkbox"/> P15 MATT BLACK NEGRO MATE <input type="checkbox"/> P29L MATT BRONZE BRONCE MATE	Vintage Vintage	<input type="checkbox"/> SOA DESERT DESIERTO <input type="checkbox"/> SOX HEMP CÁÑAMO	<input type="checkbox"/> SOW ASH GREY CENIZA		692.00
		Venice Venice	<input type="checkbox"/> SOL ASH GREY CENIZA	<input type="checkbox"/> SOZ HEMP CÁÑAMO		
		Aspen Aspen	<input checked="" type="checkbox"/> T2H SAND ARENA			716.00

OLEANDRO CS2035 designer Archirivolto

SIZE MEDIDAS W 22¾" | D 21¾" | H 36¾" | SH 25½" | AH 29¾" |
A P H HA HR

CHARACTERISTICS CARACTERÍSTICAS  1 pc  LB 20.9 | CF 13.91

DETAILS DETALLES CHROMED INSERT ON THE FOOTREST - SEAT FRAME SUPPORTED BY ELASTIC BELTS - NYLON GLIDERS (INCLUDED IN THE PRICE)
DETALLE CROMADO EN EL REPOSAPIÉS - ASIENTO CON CORREAS ELÁSTICAS - TACOS DE NYLON (COMPRENDIDOS EN EL PRECIO)



FRAME ESTRUCTURA		SEAT ASIENTO				\$
ash. fr.	<input type="checkbox"/> P201 WALNUT NOGAL	Softer Softer	<input type="checkbox"/> SLT TOBACCO TABACO			1,104.00
		Bouclé Bouclé	<input type="checkbox"/> SLV HEMP CÁÑAMO			1,221.00
ash. fr.	<input checked="" type="checkbox"/> P1GW CANALETTO WALNUT NOGAL CANALETTO	Aspen Aspen	<input checked="" type="checkbox"/> T2H SAND ARENA			1,129.00

STOOLS TABURETES

OLEANDRO CS2032 designer Archirivolto

SIZE MEDIDAS W A 22 7/8" D P 21 1/4" H H 36 5/8" SH HA 25 5/8" AH HR 34 3/4" |

CHARACTERISTICS CARACTERÍSTICAS  1 pc LB 23.1 CF 13.91 |

DETAILS DETALLES CHROMED INSERT ON THE FOOTREST - SEAT FRAME SUPPORTED BY ELASTIC BELTS
DETALLE CROMADO EN EL REPOSAPIÉS - ASIENTO CON CORREAS ELÁSTICAS



FRAME ESTRUCTURA		SEAT ASIENTO			\$	
met. met.	<input checked="" type="checkbox"/> P46M	MATT PEARL BEIGE PEARL BEIGE MATE	Aspen Aspen	<input checked="" type="checkbox"/> T2H	SAND ARENA	961.00
met. met.	<input type="checkbox"/> P15	MATT BLACK NEGRO MATE	Bouclé Bouclé	<input type="checkbox"/> SLX	TAUPE TÓRTOLA	1,057.00

SKIN CS1843 designer Archirivolto

SIZE MEDIDAS W A 19 3/4" D P 19 3/8" H H 36 1/4" SH HA 25 5/8" |

CHARACTERISTICS CARACTERÍSTICAS  1 pc LB 14.8 CF 10.24  

DETAILS DETALLES AIR MOULDED POLYPROPYLENE STOOL - INTERCHANGEABLE HEAVY DUTY PE FEET
REALIZADO CON TECNOLOGÍA AIRMOULDING - PATITAS EN PE DE ALTA RESISTENCIA INTERCAMBIABLES



FRAME ESTRUCTURA			\$
pp pp	<input type="checkbox"/> P15	MATT BLACK NEGRO MATE	330.00
	<input type="checkbox"/> P94	MATT OPTIC WHITE BLANCO ÓPTICO MATE	
	<input type="checkbox"/> P900	MATT TAUPE TÓRTOLA MATE	

CHAIRS SILLAS

ABREY CS2040 designer Buratti

SIZE MEDIDAS **W** 20½" | **D** 23½" | **H** 31½" | **SH** 18½" |

CHARACTERISTICS CARACTERÍSTICAS  **1 pc** | **LB** 14.8 | **CF** 11.72 |


DETAILS DETALLES SEAT FRAME SUPPORTED BY ELASTIC BELTS - NYLON GLIDERS (INCLUDED IN THE PRICE)
ASIENTO CON CORREAS ELÁSTICAS - TACOS DE NYLON (COMPREDIDOS EN EL PRECIO)



FRAME ESTRUCTURA	SEAT ASIENTO	\$
ash. fr. <input type="checkbox"/> P12 SMOKE SMOKE	Bouclé Bouclé <input type="checkbox"/> SLV HEMP CÁÑAMO	1,043.00
<input type="checkbox"/> P201 WALNUT NOGAL		

AIDA CS1452 designer Studio 28

SIZE MEDIDAS **W** 17¾" | **D** 22½" | **H** 37¼" | **SH** 18½" |


CHARACTERISTICS CARACTERÍSTICAS  **2 pcs** | **LB** 33.1 | **CF** 13.40 |



FRAME ESTRUCTURA	SEAT ASIENTO	\$
met. met. <input type="checkbox"/> P15 MATT BLACK NEGRO MATE	regen.lth reg. cuero <input type="checkbox"/> 315 BLACK NEGRO	442.00
met. met. <input type="checkbox"/> P16 MATT GREY GRIS MATE	regen.lth reg. cuero <input type="checkbox"/> R16 GREY GRIS	442.00

AIDA CS1452-A designer Calligaris Studio

SIZE MEDIDAS **W** 17¾" | **D** 22½" | **H** 37¼" | **SH** 18½" |

CHARACTERISTICS CARACTERÍSTICAS  **2 pcs** | **LB** 34.4 | **CF** 14.48 |



DETAILS DETALLES SEAT FRAME SUPPORTED BY ELASTIC BELTS
ASIENTO CON CORREAS ELÁSTICAS



FRAME ESTRUCTURA	SEAT ASIENTO	\$
met. met. <input type="checkbox"/> P16 MATT GREY GRIS MATE	Skuba Skuba <input type="checkbox"/> S96 GREY GRIS	477.00
met. met. <input type="checkbox"/> P176 MATT TAUPE TÓRTOLA MATE	Skuba Skuba <input type="checkbox"/> S95 TAUPE TÓRTOLA	477.00

NEW ANIME CS2210 designer Archirivolto

SIZE MEDIDAS **W** 25¼" | **D** 23¾" | **H** 31½" | **SH** 18½" | **AH** 25¾" |

CHARACTERISTICS CARACTERÍSTICAS  **1 pc** |  **LB** 23.8 | **CF** 13.38 |

DETAILS DETALLES EXTRA SOFT PADDING
ACOLCHADO EXTRA SOFT



FRAME ESTRUCTURA	SEAT ASIENTO	\$
met. met. <input type="checkbox"/> P15 MATT BLACK NEGRO MATE	Aspen Aspen <input type="checkbox"/> T2H SAND ARENA	936.00
<input type="checkbox"/> P46M MATT PEARL BEIGE PEARL BEIGE MATE	<input type="checkbox"/> T2L ANTHRACITE GREY GRIS ANTRACITA	

ANNIE CS1809 designer Edi & Paolo Ciani

SIZE MEDIDAS **W** 20½" | **D** 22½" | **H** 32¾" | **SH** 18½" |

CHARACTERISTICS CARACTERÍSTICAS  **2 pcs** |  **LB** 39.0 | **CF** 10.49 |

DETAILS DETALLES NYLON GLIDERS (INCLUDED IN THE PRICE), MORE DETAILS ON PAGE 13
TACOS DE NYLON (COMPREDIDOS EN EL PRECIO), MÁS DETALLES A LA PÁGINA 13



FRAME ESTRUCTURA	SEAT ASIENTO	\$
ash. fr. <input type="checkbox"/> P12 SMOKE SMOKE	Maimo Maimo <input type="checkbox"/> SQ4 TAUPE TÓRTOLA	713.00
<input type="checkbox"/> P201 WALNUT NOGAL	soft leather piel <input type="checkbox"/> D04 TAUPE TÓRTOLA	942.00
	<input type="checkbox"/> SQ5 SAND ARENA	

CHAIRS SILLAS

ANNIE CS1846 designer Edi & Paolo Cianil/Calligaris Studio

SIZE MEDIDAS W A 20 1/8" | D P 22 7/8" | H H 33 1/2" | SH HA 19" |

CHARACTERISTICS CARACTERÍSTICAS  2 pcs  LB 40.3 | CF 10.49 |

DETAILS DETALLES EXTRA SOFT PADDING - NYLON GLIDERS (INCLUDED IN THE PRICE), MORE DETAILS ON PAGE 13
ACOLCHADO EXTRA SOFT - TACOS DE NYLON (COMPRENDIDOS EN EL PRECIO), MÁS DETALLES A LA PÁGINA 13



FRAME ESTRUCTURA			SEAT ASIENTO			\$
ash. fr.	<input type="checkbox"/> P12	SMOKE SMOKE	Venice Venice	<input type="checkbox"/> SOF	SAND ARENA	750.00
	<input type="checkbox"/> P201	WALNUT NOGAL				

BASIL CS1348 designer Mr Smith Studio

SIZE MEDIDAS W A 17 3/4" | D P 20 3/4" | H H 33 1/2" | SH HA 18" |

CHARACTERISTICS CARACTERÍSTICAS  2 pcs  LB 26.3 | CF 7.17 |



FRAME ESTRUCTURA			SEAT ASIENTO			\$
bch. hy.	<input type="checkbox"/> P02	BLEACHED BEECH HAYA BLANQUEADA	pp pp	<input type="checkbox"/> P94	MATT OPTIC WHITE BLANCO ÓPTICO MATE	306.00
	<input type="checkbox"/> P201	WALNUT NOGAL	regen.lth reg. cuero	<input type="checkbox"/> D03	TAUPE TÓRTOLA	541.00
ash. fr.	<input type="checkbox"/> P12	SMOKE SMOKE	pp pp	<input type="checkbox"/> P94	MATT OPTIC WHITE BLANCO ÓPTICO MATE	346.00
			regen.lth reg. cuero	<input type="checkbox"/> D03	TAUPE TÓRTOLA	581.00

CARMEN CS2052 designer Gino Carollo

SIZE MEDIDAS W A 17 3/4" | D P 22 1/2" | H H 37 1/2" | SH HA 18 1/2" |

CHARACTERISTICS CARACTERÍSTICAS  1 pc  LB 21.2 | CF 8.48 |

DETAILS DETALLES SEAT FRAME SUPPORTED BY ELASTIC BELTS - VERSION IN VENICE WITH STITCHING ON THE REAR OF THE BACKREST
ASIENTO CON CORREAS ELÁSTICAS - VERSIÓN EN VENICE CON COSTURA DETRÁS DEL RESPALDO



FRAME ESTRUCTURA			SEAT ASIENTO			\$
met. met.	<input type="checkbox"/> P15	MATT BLACK NEGRO MATE	Softer Softer	<input type="checkbox"/> SLR	MUD BROWN TIERRA	627.00

ETOILE CS1424 designer Studio 28

SIZE MEDIDAS W A 18 1/4" | D P 22 1/2" | H H 35 3/4" | SH HA 18 1/2" |

CHARACTERISTICS CARACTERÍSTICAS  2 pcs  LB 42.5 | CF 10.71 |

DETAILS DETALLES SHELL IN COLD INJECTED POLYURETHANE FOAM - UPHOLSTERED
CARCASA EN POLIURETANO ESPUMADO EN FRÍO REVESTIDA



FRAME ESTRUCTURA			SEAT ASIENTO			\$
met. met.	<input type="checkbox"/> P15	MATT BLACK NEGRO MATE	Denver Denver	<input type="checkbox"/> A03	CORD CUERDA	763.00

FIFTIES CS1854 designer Busetti Garuti Redaelli

SIZE MEDIDAS W A 19 3/4" | D P 20 3/4" | H H 31 3/4" | SH HA 18 1/2" |

CHARACTERISTICS CARACTERÍSTICAS  2 pcs  LB 33.3 | CF 9.71 |



FRAME ESTRUCTURA			SEAT ASIENTO			\$
met. met.	<input type="checkbox"/> P15	MATT BLACK NEGRO MATE	Venice Venice	<input type="checkbox"/> SOL	ASH GREY CENIZA	531.00
			leather cuero	<input type="checkbox"/> L10	MELANGE COGNAC COÑAC	732.00

CHAIRS SILLAS

FOYER CS1888 designer Edi & Paolo Ciani

SIZE MEDIDAS W 20 1/2" | D 23 1/4" | H 33 1/8" | SH 18 1/2" |

CHARACTERISTICS CARACTERÍSTICAS  2 pcs  LB 48.2 | CF 16.56 |

DETAILS DETALLES SEAT FRAME SUPPORTED BY ELASTIC BELTS - NYLON GLIDERS (INCLUDED IN THE PRICE), MORE DETAILS ON PAGE 11 ASIENTO CON CORREAS ELÁSTICAS - TACOS DE NYLON (COMPREDIDOS EN EL PRECIO), MÁS DETALLES A LA PÁGINA 11



FRAME ESTRUCTURA			SEAT ASIENTO				\$	
ash. fr.	<input checked="" type="checkbox"/> P1GW	CANALETTO WALNUT NOGAL CANALETTO	Bergen Bergen	<input type="checkbox"/> S2P	ASH GREY CENIZA	<input type="checkbox"/> S2R	SAND ARENA	866.00
	<input type="checkbox"/> P15L	MATT BLACK NEGRO MATE						
	<input type="checkbox"/> P201	WALNUT NOGAL						

FOYER CS1889 designer Edi & Paolo Ciani

SIZE MEDIDAS W 21 1/2" | D 23 1/4" | H 33 1/8" | SH 18 1/2" | AH 25 5/8" |

CHARACTERISTICS CARACTERÍSTICAS  2 pcs  LB 51.3 | CF 16.56 |

DETAILS DETALLES SEAT FRAME SUPPORTED BY ELASTIC BELTS - NYLON GLIDERS (INCLUDED IN THE PRICE), MORE DETAILS ON PAGE 13 ASIENTO CON CORREAS ELÁSTICAS - TACOS DE NYLON (COMPREDIDOS EN EL PRECIO), MÁS DETALLES A LA PÁGINA 13



FRAME ESTRUCTURA			SEAT ASIENTO				\$	
ash. fr.	<input checked="" type="checkbox"/> P1GW	CANALETTO WALNUT NOGAL CANALETTO	Bergen Bergen	<input type="checkbox"/> S2P	ASH GREY CENIZA	<input type="checkbox"/> S2R	SAND ARENA	955.00
	<input type="checkbox"/> P15L	MATT BLACK NEGRO MATE						
	<input type="checkbox"/> P201	WALNUT NOGAL						

HOLLY CS2080 designer Buseti Garuti Redaelli

SIZE MEDIDAS W 22 1/2" | D 22 1/8" | H 32 3/8" | SH 18 1/2" | AH 27 5/8" |

CHARACTERISTICS CARACTERÍSTICAS  2 pcs  LB 38.4 | CF 18.79 |

DETAILS DETALLES NYLON GLIDERS (INCLUDED IN THE PRICE) TACOS DE NYLON (COMPREDIDOS EN EL PRECIO)



FRAME ESTRUCTURA			SEAT ASIENTO				\$	
ash. fr.	<input type="checkbox"/> P15L	MATT BLACK NEGRO MATE	Venice Venice	<input type="checkbox"/> S0F	SAND ARENA	<input type="checkbox"/> S0Y	BLACK NEGRO	916.00
	<input type="checkbox"/> P201	WALNUT NOGAL		<input type="checkbox"/> S0Z	HEMP CÁÑAMO			
			Kalix Kalix	<input type="checkbox"/> S8S	GREY GRIS			962.00

HOLLY CS2037 designer Buseti Garuti Redaelli

SIZE MEDIDAS W 23 1/8" | D 22 7/8" | H 32 3/8" | SH 18 1/2" | AH 27 5/8" |

CHARACTERISTICS CARACTERÍSTICAS  2 pcs  LB 38.1 | CF 15.47 |



FRAME ESTRUCTURA			SEAT ASIENTO				\$	
met. met.	<input type="checkbox"/> P15	MATT BLACK NEGRO MATE	Venice Venice	<input type="checkbox"/> S0F	SAND ARENA	<input type="checkbox"/> S0Y	BLACK NEGRO	621.00
	<input type="checkbox"/> P29L	MATT BRONZE BRONCE MATE		<input type="checkbox"/> S0Z	HEMP CÁÑAMO			
			Kalix Kalix	<input type="checkbox"/> S8S	GREY GRIS			671.00

CHAIRS SILLAS

HOLLY FAB CS2206 designer Busetti Garuti Redaelli

SIZE MEDIDAS W A 24 1/2" | D P 22 3/4" | H H 32 1/8" | SH HA 18 1/2" | AH HR 25 1/2" |

CHARACTERISTICS CARACTERÍSTICAS  2 pcs  LB 56.0 | CF 21.97 |


DETAILS DETALLES NYLON GLIDERS (INCLUDED IN THE PRICE) TACOS DE NYLON (COMPRENDIDOS EN EL PRECIO)



FRAME ESTRUCTURA			SEAT ASIENTO				\$	
ash. fr.	<input type="checkbox"/> P12	SMOKE SMOKE	Venice Venice	<input type="checkbox"/> SOF	SAND ARENA		808.00	
	<input type="checkbox"/> P15L	MATT BLACK NEGRO MATE	Bouclé Bouclé	<input type="checkbox"/> SLV	HEMP CÁÑAMO	<input type="checkbox"/> SLX	TAUPE TÓRTOLA	939.00
	<input type="checkbox"/> P201	WALNUT NOGAL						

NEW HOLLY FAB CS2212 designer Busetti Garuti Redaelli

SIZE MEDIDAS W A 24 1/2" | D P 22 3/4" | H H 32 1/8" | SH HA 18 1/2" | AH HR 25 1/2" |

CHARACTERISTICS CARACTERÍSTICAS  2 pcs  LB 56.0 | CF 21.97 |



FRAME ESTRUCTURA			SEAT ASIENTO				\$	
met. met.	<input type="checkbox"/> P15	MATT BLACK NEGRO MATE	Venice Venice	<input type="checkbox"/> SOF	SAND ARENA		691.00	
	<input type="checkbox"/> P29L	MATT BRONZE BRONCE MATE	Bouclé Bouclé	<input type="checkbox"/> SLV	HEMP CÁÑAMO	<input type="checkbox"/> SLX	TAUPE TÓRTOLA	825.00

INÈS CS2079 designer Busetti Garuti Redaelli

SIZE MEDIDAS W A 19 3/8" | D P 22 1/8" | H H 32 1/2" | SH HA 18 1/2" |

CHARACTERISTICS CARACTERÍSTICAS  2 pcs  LB 33.3 | CF 12.47 |


DETAILS DETALLES LEAVES VERSION WITH PLACEMENT OF THE FLORAL DECORATION DIFFERENT FOR EACH PIECE - NYLON GLIDERS (INCLUDED IN THE PRICE) TEJIDO LEAVES: LA COLOCACIÓN DE LA DECORACIÓN FLORAL ES DIFERENTE POR CADA PIEZA - TACOS DE NYLON (COMPRENDIDOS EN EL PRECIO)



FRAME ESTRUCTURA			SEAT ASIENTO				\$	
ash. fr.	<input type="checkbox"/> P15L	MATT BLACK NEGRO MATE	Vintage Vintage	<input type="checkbox"/> SOA	DESERT DESIERTO	<input type="checkbox"/> SOX	HEMP CÁÑAMO	777.00
	<input type="checkbox"/> P201	WALNUT NOGAL	Venice Venice	<input type="checkbox"/> SOL	ASH GREY CENIZA	<input type="checkbox"/> SOZ	HEMP CÁÑAMO	
			Aspen Aspen	<input checked="" type="checkbox"/> T2H	SAND ARENA			800.00

INÈS CS2004 designer Busetti Garuti Redaelli

SIZE MEDIDAS W A 19" | D P 22 7/8" | H H 32 3/8" | SH HA 18 1/2" |

CHARACTERISTICS CARACTERÍSTICAS  2 pcs  LB 33.1 | CF 9.15 |

DETAILS DETALLES LEAVES VERSION WITH PLACEMENT OF THE FLORAL DECORATION DIFFERENT FOR EACH PIECE TEJIDO LEAVES: LA COLOCACIÓN DE LA DECORACIÓN FLORAL ES DIFERENTE POR CADA PIEZA



FRAME ESTRUCTURA			SEAT ASIENTO				\$	
met. met.	<input type="checkbox"/> P15	MATT BLACK NEGRO MATE	Vintage Vintage	<input type="checkbox"/> SOA	DESERT DESIERTO	<input type="checkbox"/> SOW	ASH GREY CENIZA	510.00
	<input type="checkbox"/> P29L	MATT BRONZE BRONCE MATE	Venice Venice	<input type="checkbox"/> SOX	HEMP CÁÑAMO			
			Venice Venice	<input type="checkbox"/> SOL	ASH GREY CENIZA	<input type="checkbox"/> SOZ	HEMP CÁÑAMO	
			Aspen Aspen	<input checked="" type="checkbox"/> T2H	SAND ARENA			533.00

CHAIRS SILLAS

OLEANDRO CS2034 designer Archirivolto

SIZE MEDIDAS W 22½" | D 22¾" | H 31½" | SH 18½" | AH 29%"
A P H HA HR

CHARACTERISTICS CARACTERÍSTICAS  1 pc LB 17.6 | CF 11.87

DETAILS DETALLES SEAT FRAME SUPPORTED BY ELASTIC BELTS - NYLON GLIDERS (INCLUDED IN THE PRICE)
ASIENTO CON CORREAS ELÁSTICAS - TACOS DE NYLON (COMPRENDIDOS EN EL PRECIO)



FRAME ESTRUCTURA			SEAT ASIENTO			\$
ash. fr.	<input type="checkbox"/> P12	SMOKE SMOKE	Softer Softer	<input type="checkbox"/> SLR	MUD BROWN TIERRA	986.00
ash. fr.	<input type="checkbox"/> P15L	MATT BLACK NEGRO MATE	Softer Softer	<input type="checkbox"/> SLS	COGNAC COÑAC	986.00
ash. fr.	<input type="checkbox"/> P201	WALNUT NOGAL	Softer Softer	<input type="checkbox"/> SLS	COGNAC COÑAC	986.00
			Bouclé Bouclé	<input type="checkbox"/> SLV	HEMP CÁÑAMO	1,108.00
ash. fr.	<input checked="" type="checkbox"/> P1GW	CANALETTO WALNUT NOGAL CANALETTO	Aspen Aspen	<input checked="" type="checkbox"/> T2H	SAND ARENA	1,011.00

OLEANDRO CS2031 designer Archirivolto

SIZE MEDIDAS W 22½" | D 22¾" | H 31¾" | SH 18½" | AH 29%"
A P H HA HR

CHARACTERISTICS CARACTERÍSTICAS  1 pc LB 22.5 | CF 11.87

DETAILS DETALLES SEAT FRAME SUPPORTED BY ELASTIC BELTS
ASIENTO CON CORREAS ELÁSTICAS



FRAME ESTRUCTURA			SEAT ASIENTO			\$
met. met.	<input checked="" type="checkbox"/> P46M	MATT PEARL BEIGE PEARL BEIGE MATE	Aspen Aspen	<input checked="" type="checkbox"/> T2H	SAND ARENA	891.00
met. met.	<input type="checkbox"/> P15	MATT BLACK NEGRO MATE	Bouclé Bouclé	<input type="checkbox"/> SLX	TAUPE TÓRTOLA	990.00
	<input type="checkbox"/> P29L	MATT BRONZE BRONCE MATE				

PARISIENNE CS1263 designer Archirivolto

SIZE MEDIDAS W 18¾" | D 21½" | H 34½" | SH 18" | AH 29%"
A P H HA HR

CHARACTERISTICS CARACTERÍSTICAS  2 pcs LB 24.0 | CF 11.16 | x4 

DETAILS DETALLES TECHNOPYLIMER MONOSHELL FRAME - SUITABLE FOR OUTDOOR USE, PLEASE AVOID EXTENDED EXPOSURE TO DIRECT SUNLIGHT AND ATMOSPHERIC AGENTS
ESTRUCTURA MONOCÁRCASA EN TECNOPOLÍMERO - APTA PARA EXTERIOR, EVITANDO LA EXPOSICIÓN PROLONGADA A LUZ SOLAR DIRECTA Y A LOS AGENTES ATMOSFÉRICOS



FRAME/SEAT ESTRUCTURA/ASIENTO			\$
100% recycled pp pp reciclado 100%	<input checked="" type="checkbox"/> P15	MATT BLACK NEGRO MATE	354.00
polycarbon policarbonato	<input type="checkbox"/> P266	TRANSPARENT SMOKE GREY GRIS AHUMADO TRANSPARENTE	354.00
	<input type="checkbox"/> P848	TRANSPARENT TRANSPARENTE	

SKIN CS1391 designer Archirivolto

SIZE MEDIDAS W 20" | D 19" | H 30¾" | SH 17¾" | AH 29%"
A P H HA HR

CHARACTERISTICS CARACTERÍSTICAS  4 pcs LB 40.6 | CF 11.30 | x6 

DETAILS DETALLES AIR MOULDED POLYPROPYLENE CHAIR - INTERCHANGEABLE HEAVY DUTY PE FEET
REALIZADA CON TECNOLOGÍA AIRMOULDING - PATITAS EN PE DE ALTA RESISTENCIA INTERCAMBIABLES



FRAME/SEAT ESTRUCTURA/ASIENTO			\$
pp pp	<input type="checkbox"/> P15	MATT BLACK NEGRO MATE	234.00
	<input type="checkbox"/> P900	MATT TAUPE TÓRTOLA MATE	
100% recycled pp pp reciclado 100%	<input type="checkbox"/> P94	MATT OPTIC WHITE BLANCO ÓPTICO MATE	234.00

CHAIRS SILLAS

SWEEL CS2207 designer Archirivolto

SIZE MEDIDAS W A 23½" D P 22½" H H 32" SH HA 18½" AH HR 29½" |

CHARACTERISTICS CARACTERÍSTICAS  2 pcs  LB 34.8 | CF 16.10 |

DETAILS DETALLES NYLON GLIDERS (INCLUDED IN THE PRICE) TACOS DE NYLON (COMPRENDIDOS EN EL PRECIO)



FRAME ESTRUCTURA			SEAT ASIENTO				\$	
ash. fr.	<input type="checkbox"/> P12	SMOKE SMOKE	Kalix Kalix	<input type="checkbox"/> S8Q	SAND ARENA	<input type="checkbox"/> S8S	GREY GRIS	805.00
	<input type="checkbox"/> P15L	MATT BLACK NEGRO MATE	Paris Paris	<input type="checkbox"/> SQM	CREAM VAINILLA			878.00
	<input type="checkbox"/> P201	WALNUT NOGAL						

NEW SWEEL CS2211 designer Archirivolto

SIZE MEDIDAS W A 23½" D P 22½" H H 32" SH HA 18½" AH HR 29½" |

CHARACTERISTICS CARACTERÍSTICAS  2 pcs  LB 52.5 | CF 23.03 |

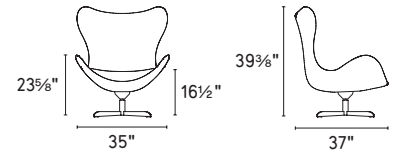


FRAME ESTRUCTURA			SEAT ASIENTO				\$	
met. met.	<input type="checkbox"/> P15	MATT BLACK NEGRO MATE	Kalix Kalix	<input type="checkbox"/> S8Q	SAND ARENA	<input type="checkbox"/> S8S	GREY GRIS	770.00
			Paris Paris	<input type="checkbox"/> SQM	CREAM VAINILLA			849.00

LOUNGE CHAIRS AND ARMCHAIRS SILLAS LOUNGE Y BUTACAS

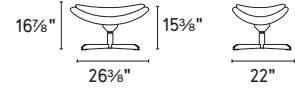
LAZY CS3373-C

designer Michele Menescardi



39 3/8"

37"

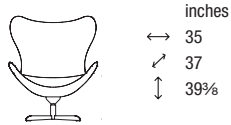


22"

LEATHER PIEL

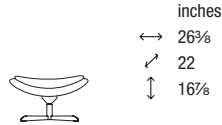
	Frame Estructura	Seat and lumbar cushions Cajines asiento y lumbar	Headrest Reposacabezas	Ottoman frame Estructura pouf	Ottoman cushion Cojín pouf
Removable Desenfundable	-	●	●	-	●
Not removable No desenfundable	●	-	-	●	-

1310



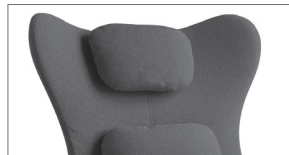
LOUNGE CHAIR
SILLA LOUNGE

1320



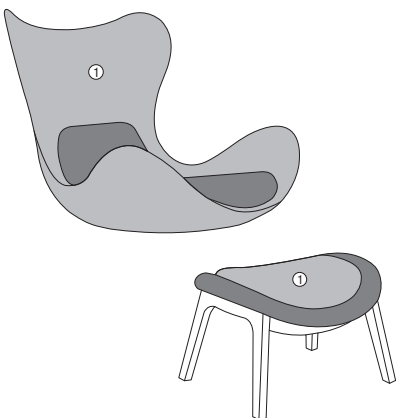
OTTOMAN
POUF

1320



OPTIONAL HEADREST
REPOSACABEZAS OPCIONAL

TECHNICAL SPECIFICATIONS DATOS TÉCNICOS



1. PUR foam D65
1. Poliuretano expandido D65

Code	Box	Cf	Lb	Dimensions inches WxDxH
1310	1	33,05	48,51	39 3/8" x 41" x 35 3/8"
	1	1,73	19,85	22 7/8" x 22 7/8" x 5 3/4"
1320	1	4,77	11,03	31 1/2" x 25 5/8" x 10 1/4"
	1	3,53	16,76	23 3/8" x 18 7/8" x 13 3/8"
0110	1	0,46	11,69	15" x 10 1/4" x 5 1/8"

NOTES NOTAS

1. Base with rocking and swivelling mechanism. Base con mecanismo giratorio y basculante.

LOUNGE CHAIRS AND ARMCHAIRS SILLAS LOUNGE Y BUTACAS

LAZY CS3373-C 1310 designer Michele Menescardi

SIZE MEDIDAS **W A** 35 1/8" | **D P** 37 1/8" | **H H** 39 3/8" | **AH HR** 23 3/8" |

CHARACTERISTICS CARACTERÍSTICAS  1 pc |  **LB** 57.3 | **CF** 25.32 | 

DETAILS DETALLES SHELL WITH SYNCRO-TILT MECHANISM - THE SEAT AND LUMBAR CUSHION COVER IS REMOVABLE, THE USE OF VELCRO STRIPES GUARANTEES PERFECT ADHERENCE TO THE SHELL
BASE CON MECANISMO BASCULANTE - EL COJÍN DEL ASIENTO Y LUMBAR ES DESENFUNDABLE, EL USO DE LAS BANDAS DE VELCRO GARANTIZA ADHERENCIA AL ASIENTO

OPTIONAL ELEMENTOS OPCIONALES HEADREST CS3379 0110 REPOSACABEZAS CS3379 0110



FRAME ESTRUCTURA		SEAT ASIENTO		\$
met. met.	<input type="checkbox"/> P15 MATT BLACK NEGRO MATE	Emotion soft leather piel Emotion	<input type="checkbox"/> L1U HEZELNUT HEZELNUT	4,449.00

LAZY CS3373-C 1320 designer Michele Menescardi

SIZE MEDIDAS **W A** 26" | **D P** 21 1/4" | **H H** 17" |

CHARACTERISTICS CARACTERÍSTICAS  1 pc |  **LB** 27.8 | **CF** 6.04 |

DETAILS DETALLES FOOTREST OTTOMAN WITH DOUBLE CUSHION: THE TOP ONE, WITH REMOVABLE COVER, ADHERES TO THE LOWER AND FIXED ONE THANKS TO VELCRO STRIPES
POUF REPOSAPIÉS CON DOBLE COJÍN: EL DESENFUNDABLE ADHIERE AL COJÍN DE BASE FIJO GRACIAS AL USO DE BANDAS EN VELCRO



FRAME ESTRUCTURA		SEAT ASIENTO		\$
met. met.	<input type="checkbox"/> P15 MATT BLACK NEGRO MATE	Emotion soft leather piel Emotion	<input type="checkbox"/> L1U HEZELNUT HEZELNUT	1,567.00

LAZY CS3379 0110 designer Michele Menescardi

SIZE MEDIDAS **W A** 15 3/4" | **D P** 2 3/8" | **H H** 11 7/8" |

CHARACTERISTICS CARACTERÍSTICAS  1 pc | **LB** 2.9 | **CF** 0.51 |

DETAILS DETALLES OPTIONAL HEADREST (REMOVABLE COVER) WITH A BACK COUNTERWEIGHT
REPOSACABEZAS OPCIONAL (DESENFUNDABLE) CON CONTRAPESO EN LA PARTE TRASERA

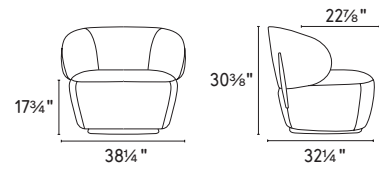


HEADREST REPOSACABEZAS		\$
Emotion soft leather piel Emotion	<input type="checkbox"/> L1U HEZELNUT HEZELNUT	231.00

LOUNGE CHAIRS AND ARMCHAIRS SILLAS LOUNGE Y BUTACAS

NEW MARA CS3456

designer Busetti Garuti Redaelli



WOOD INSERT - P1GW CANALETTO WALNUT
INSERTO DE MADERA - P1GW NOGAL CANALETTO

FABRIC TEJIDO

	Backrest Respaldo	Seat Asiento
Removable Desenfundable	-	-
Not removable No desenfundable	●	●

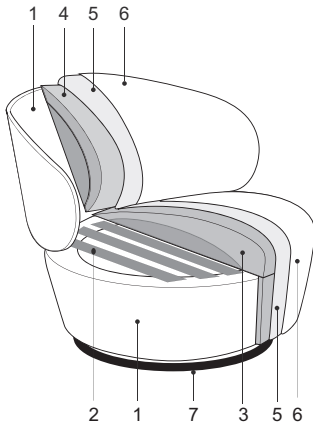
DTP1N00



inches
↔ 38 1/4
↙ 32 1/4
↑ 30 3/8

LOUNGE CHAIR
SILLA LOUNGE

TECHNICAL SPECIFICATIONS DATOS TÉCNICOS



1. Solid wood and multilayer frame
2. Elastic belts in propylene fiber
3. Seat polyurethane foam D30/37
4. Backrest polyurethane foam D25/15
5. Tecnoform
6. Upholstery
7. Swivelling base

1. Estructura en madera maciza y contrachapada
2. Correas elásticas de fibra propilénica
3. Poliuretano expandido asiento D30/37
4. Poliuretano expandido respaldo C25/15
5. Tecnoform
6. Revestimiento
7. Base con mecanismo giratorio

Code	Box	Cf	Lb	Dimensions inches WxDxH
DTP1N00	1	22,95	73	35 3/8 x 35 3/8 x 31 1/2

NOTES NOTAS

1. Swivelling metal base. Base con mecanismo giratorio en metal.
2. Wood inserts on the backrest. Varilla de madera para el respaldo.

LOUNGE CHAIRS AND ARMCHAIRS SILLAS LOUNGE Y BUTACAS

NEW

MARA CS3456-DTP1N00 designer Busetti Garuti Redaelli

SIZE
MEDIDAS

W A	38 1/4"	D P	32 3/8"	H H	30 3/8"
--------	---------	--------	---------	--------	---------

CHARACTERISTICS
CARACTERÍSTICAS



LB	72.8	CF	22.95	L	
----	------	----	-------	---	--



INSERT INSERTO

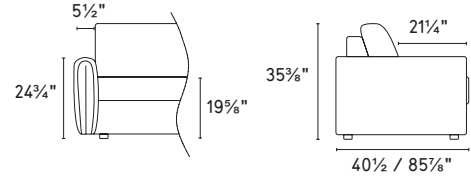
FRAME ESTRUCTURA

fin. acab.	<input type="checkbox"/> P1GW	CANALETTO WALNUT NOGAL CANALETTO	Paris Paris	<input type="checkbox"/> SQM	CREAM VAINILLA	\$ 4,110.00
------------	-------------------------------	-------------------------------------	-------------	------------------------------	----------------	------------------------------

SOFAS SOFÁS

DARWIN CS3433

designer Stefano Spessotto



FABRIC TEJIDO

Removable Desenfundable

Not removable No desenfundable

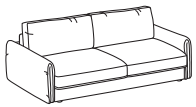
Frame
Estructura

Seat cushions
Asiento

Backrest cushions
Cojines de respaldo



CS3433 DTD3T00



inches
↔ 74 3/4
↗ 40 1/2 / 85 7/8
↕ 35 3/8

3-ER SOFA BED MATTRESS
MATTRESS 55 1/2 x 78"
SOFA CAMA 3 PLAZAS
COLCHÓN 55 1/2 x 78"

6 3/4" THICK MATTRESS COLCHÓN DE 6 3/4" DE ESPESOR



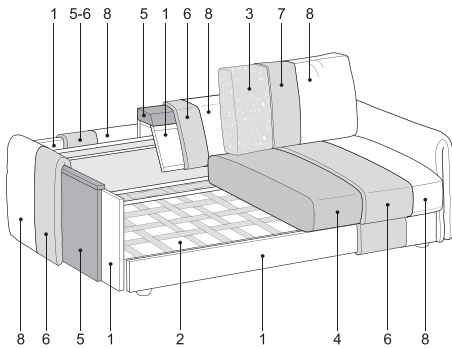
STANDARD

D25 Polyurethane foam mattress, with a 100% CO cover.

ESTÁNDAR

Colchón de espuma de poliuretano D25, revestido con tejido 100% CO.

TECHNICAL SPECIFICATIONS DATOS TÉCNICOS



1. Solid wood and chipboard panels frame
2. Painted steel base structure, elastic belts, polyurethane foam mattress
3. Feather Mix
4. Polyurethane foam D25
5. Polyurethane foam D30
6. Cover in velveteen and synthetic fiber
7. Cotton canvas
8. Cover

1. Madera de fresno y partículas de madera
2. Estructura de la base en acero barnizado y correas elásticas, colchón de espuma de poliuretano.
3. Mixto pluma
4. Poliuretano expandido D25
5. Poliuretano expandido D30
6. Forro en poliéster resinado acoplado con terciopelo
7. Tela
8. Revestimiento

Code	Box	Cf	Lb	Dimensions inches WxDxH
DTD3T00	1	32,97	119	79 7/8 x 24 3/4 x 28 3/4
	1	23,42	167,6	66 1/8 x 37 x 16 1/2

NOTES NOTAS

1. Opening mechanism by backrest rotation and unrolling. Mecansimo con abertura por medio de rotación del respaldo y sucesivo desarrollo.
2. Orthopedic wooden slats. Plan de la cama con somier ortopédico.

SOFAS SOFÁS

DARWIN CS3433 DTD3T00 designer Stefano Spessotto

SIZE MEDIDAS **W** 74 $\frac{7}{8}$ " **D** 40 $\frac{5}{8}$ " (21 $\frac{3}{8}$ ") **H** 35 $\frac{1}{2}$ " **SH** 19 $\frac{3}{4}$ " **AH** 24 $\frac{7}{8}$ "

CHARACTERISTICS CARACTERÍSTICAS  **1 pc**  **LB** 286.6 **CF** 56.15

DETAILS DETALLES 3-ER SOFA BED MATTRESS
SOFA CAMA 3 PLAZAS

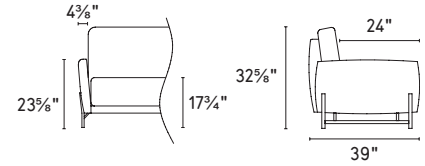


FEET PATITAS		SEAT AND BACK CUSHIONS COJINES DE ASIENTO Y RESPALDO		\$
fin. acab.	<input type="checkbox"/> P15 MATT BLACK NEGRO MATE	Malmo Malmo	<input type="checkbox"/> SQ1 ANTHRACITE GREY GRIS ANTRACITA	4,491.00

SOFAS SOFÁS

LE MARAIS CS3413

designer Stefano Spessotto



METAL FEET - P15 MATT BLACK - H 6 1/4
METAL PIES - P15 NEGRO MATE - H 6 1/4

FABRIC TEJIDO

Removable Desenfundable

Not removable No desenfundable

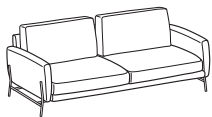
Frame
Estructura

Seat cushions
Asiento

Backrest cushions
Cojines de respaldo

Armrest cushion
Cojines brazos

CS3413 DTD3000



inches
↔ 89 1/2
↕ 39
↕ 32 1/2

3-ER SOFA
SOFÁ 3 PLAZAS

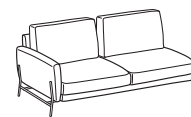
CS3413 DTH2000S - DTH2000D



inches
↔ 44 1/2
↕ 64 5/8
↕ 32 1/2

CHAISE LONGUE
CHAISE LONGUE

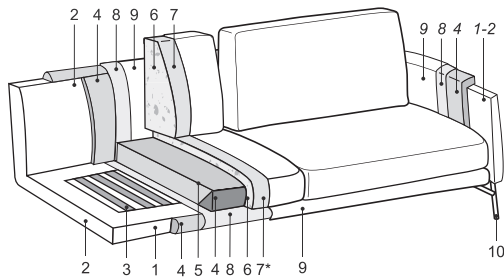
CS3413 DTL2000S - DTL2000D



inches
↔ 66 1/2
↕ 39
↕ 32 1/2

2-ER LATERAL ELEMENT
LATERAL 2 PLAZAS

TECHNICAL SPECIFICATIONS DATOS TÉCNICOS



1. Solid wood
 2. Chipboard panel
 3. Propylene elastic belts
 4. Rigid polyurethane foam D40
 5. Soft polyurethane foam D40
 6. Feather Mix
 7. Cotton canvas or Resin and Velveteen cover*
 8. Cover in velveteen and synthetic fiber
 9. Cover
 10. Metal foot
1. Madera Maciza
 2. Panel de partículas de madera
 3. Correas elásticas de fibra propilénica
 4. Poliuretano expandido D40 rígido
 5. Poliuretano expandido D40 suave
 6. Mixto pluma
 7. Tela algodón o Resina de Terciopelo*
 8. Forro en poliéster resinado acoplado con terciopelo
 9. Revestimiento
 10. Pie de metal



Code	Box	Cf	Lb	Dimensions inches WxDxH
DTD3000	1	53,68	156,82	92 1/2 x 41 3/4 x 24
	1	5,26	7,28	32 5/8 x 17 3/4 x 15 3/4
	1	5,26	7,28	32 5/8 x 17 3/4 x 15 3/4
DTH2000	1	53,01	119,51	71 5/8 x 44 1/2 x 28 3/4
	1	5,26	7,28	32 5/8 x 17 3/4 x 15 3/4
DTL2000	1	0,14	2,43	9 7/8 x 5 7/8 x 3 7/8
	1	39,98	123,74	68 7/8 x 41 3/4 x 24
	1	5,26	7,28	32 5/8 x 17 3/4 x 15 3/4
1	0,14	2,43	9 7/8 x 5 7/8 x 3 7/8	

NOTES NOTAS

1. Throw pillows are not included in the model. Cojines decorativos no incluidos en el precio.

SOFAS SOFÁS



LE MARAIS CS3413 DTD3000 designer Stefano Spessotto

SIZE MEDIDAS	W A	89 3/4"	D P	39"	H H	32 3/4"	SH HA	17 3/4"	AH HR	23 3/8"
CHARACTERISTICS CARACTERÍSTICAS	 1 pc		LB	171.3	CF	64.20				
DETAILS DETALLES	3-ER SOFA SOFÁ 3 PLAZAS									



FEET PATITAS			SEAT AND BACK CUSHIONS COJINES DE ASIENTO Y RESPALDO			\$
met. met.	<input type="checkbox"/> P15	MATT BLACK NEGRO MATE	Paris Paris	<input type="checkbox"/> SQM	CREAM VAINILLA	4,941.00



LE MARAIS CS3413 DTH2000S designer Stefano Spessotto

SIZE MEDIDAS	W A	45"	D P	64 3/4"	H H	32 3/4"	SH HA	17 3/4"	AH HR	23 3/8"
CHARACTERISTICS CARACTERÍSTICAS	 1 pc		LB	129.2	CF	58.41				
DETAILS DETALLES	LEFT CHAISE LONGUE CHAISE LONGUE IZQUIERDA									



FEET PATITAS			SEAT AND BACK CUSHIONS COJINES DE ASIENTO Y RESPALDO			\$
met. met.	<input type="checkbox"/> P15	MATT BLACK NEGRO MATE	Paris Paris	<input type="checkbox"/> SQM	CREAM VAINILLA	3,972.00

LE MARAIS CS3413 DTH2000D designer Stefano Spessotto

SIZE MEDIDAS	W A	45"	D P	64 3/4"	H H	32 3/4"	SH HA	17 3/4"	AH HR	23 3/8"
CHARACTERISTICS CARACTERÍSTICAS	 1 pc		LB	129.2	CF	58.41				
DETAILS DETALLES	RIGHT CHAISE LONGUE CHAISE LONGUE DERECHA									



FEET PATITAS			SEAT AND BACK CUSHIONS COJINES DE ASIENTO Y RESPALDO			\$
met. met.	<input type="checkbox"/> P15	MATT BLACK NEGRO MATE	Paris Paris	<input type="checkbox"/> SQM	CREAM VAINILLA	3,972.00

LE MARAIS CS3413 DTL2000S designer Stefano Spessotto

SIZE MEDIDAS	W A	66 3/4"	D P	39"	H H	32 3/4"	SH HA	17 3/4"	AH HR	23 3/8"
CHARACTERISTICS CARACTERÍSTICAS	 1 pc		LB	133.4	CF	45.38				
DETAILS DETALLES	2-ER LEFT LATERAL ELEMENT LATERAL IZQUIERDO 2 PLAZAS									



FEET PATITAS			SEAT AND BACK CUSHIONS COJINES DE ASIENTO Y RESPALDO			\$
met. met.	<input type="checkbox"/> P15	MATT BLACK NEGRO MATE	Paris Paris	<input type="checkbox"/> SQM	CREAM VAINILLA	3,972.00

LE MARAIS CS3413 DTL2000D designer Stefano Spessotto

SIZE MEDIDAS	W A	66 3/4"	D P	39"	H H	32 3/4"	SH HA	17 3/4"	AH HR	23 3/8"
CHARACTERISTICS CARACTERÍSTICAS	 1 pc		LB	133.4	CF	45.38				
DETAILS DETALLES	2-ER RIGHT LATERAL ELEMENT LATERAL DERECHO 2 PLAZAS									

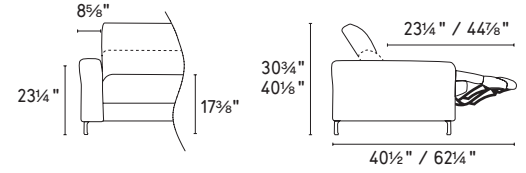


FEET PATITAS			SEAT AND BACK CUSHIONS COJINES DE ASIENTO Y RESPALDO			\$
met. met.	<input type="checkbox"/> P15	MATT BLACK NEGRO MATE	Paris Paris	<input type="checkbox"/> SQM	CREAM VAINILLA	3,972.00

SOFAS SOFÁS

NORMA CS3424

designer Stefano Spessotto



METAL FEET - P15 MATT BLACK - H 6 1/4
METAL PIES - P15 NEGRO MATE - H 6 1/4



LEATHER PIEL

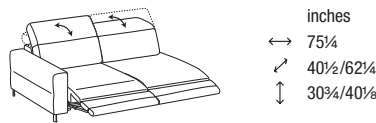
	Frame Estructura	Seat without mechanism Asiento sin mecanismo	Seat with mechanism Asiento con mecanismo	Backrest cushions Cojines de respaldo	Armrest cushion Cojines brazos
Removable Desenfundable	-	●	-	●	-
Not removable No desenfundable	●	-	●	-	●

CS3424 DTD3X2M



3-ER MAXI SOFA - 2 RELAX
SOFÁ 3 PLAZAS MAXI - 2 RELAX

CS3424 DTL3X2MS - DTL3X2MD



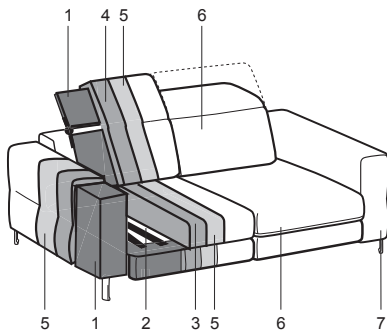
3-ER LATERAL ELEMENT MAXI - 2 RELAX
LATERAL 3 PLAZAS MAXI - 2 RELAX

CS3424 DTH2000BS - DTH2000BD



CHAISE LONGUE
CHAISE LONGUE

TECHNICAL SPECIFICATIONS DATOS TÉCNICOS



1. Solid wood and chipboard panels frame, headrest with metal mechanism
 2. Polypropylene fibre elastic belts
 3. Polyurethane foam, seats D30
 4. Polyurethane foam, backrests D25
 5. Tecnoform
 6. Fabric
 7. Metal feet
1. Estructura en madera de fresno y partículas de madera, reposacabezas con mecanismo de metal
 2. Correas elasticas de fibra propilenica
 3. Poliuretano expandido, asientos D30
 4. Poliuretano expandido, respaldos D25
 5. Tecnoform
 6. Tela
 7. Pies de metal



Code	Box	Cf	Lb	Dimensions inches WxDxH
DTD3X2M	1	28,42	147,7	42 7/8 x 41 x 28
	1	28,42	147,7	42 7/8 x 41 x 28
DTL3X2M	1	28,42	147,7	42 7/8 x 41 x 28
	1	26,08	130,1	39 3/8 x 41 x 28
DTH200B	1	43,03	125,7	41 x 65 x 28

NOTES NOTAS

1. Throw pillows are not included in the model. Cojines decorativos no incluidos en el precio.
2. Electric relax mechanism for footrests. Mecanismo de relajación eléctrico para reposapiés.
3. Headrest adjustable in 7 positions with manual mechanism. Reposacabezas regulable en 7 posiciones con mecanismo manual.
4. Touch control. Botonera touch.

SOFAS SOFÁS



NORMA CS3424 DTD3X2M designer Stefano Spessotto

SIZE MEDIDAS	W A	83½"	D P	62¼" (23¾")	H H	40¼"	SH HA	17¾"	AH HR	23¼"	
CHARACTERISTICS CARACTERÍSTICAS		1 pc		LB	295.4	CF	56.50				
DETAILS DETALLES	3-ER MAXI SOFA - 2 RELAX SOFÁ 3 PLAZAS MAXI - 2 RELAX										



FEET PATITAS			SEAT AND BACK CUSHIONS COJINES DE ASIENTO Y RESPALDO			\$
met. met.	<input type="checkbox"/> P15	MATT BLACK NEGRO MATE	Esprit soft leather piel Esprit	<input type="checkbox"/> L01	ANTELOPE BROWN ANTÍLOPE	8,028.00



NORMA CS3424 DTL3X2MS designer Stefano Spessotto

SIZE MEDIDAS	W A	75¼"	D P	62¼" (23¾")	H H	40¼"	SH HA	17¾"	AH HR	23¼"	
CHARACTERISTICS CARACTERÍSTICAS		1 pc		LB	280.0	CF	54.38				
DETAILS DETALLES	3-ER LEFT LATERAL ELEMENT MAXI - 2 RELAX LATERAL IZQUIERDO 3 PLAZAS MAXI - 2 RELAX										



FEET PATITAS			SEAT AND BACK CUSHIONS COJINES DE ASIENTO Y RESPALDO			\$
met. met.	<input type="checkbox"/> P15	MATT BLACK NEGRO MATE	Esprit soft leather piel Esprit	<input type="checkbox"/> L01	ANTELOPE BROWN ANTÍLOPE	7,497.00


NORMA CS3424 DTL3X2MD designer Stefano Spessotto

SIZE MEDIDAS	W A	75¼"	D P	62¼" (23¾")	H H	40¼"	SH HA	17¾"	AH HR	23¼"	
CHARACTERISTICS CARACTERÍSTICAS		1 pc		LB	280.0	CF	54.38				
DETAILS DETALLES	3-ER RIGHT LATERAL ELEMENT MAXI - 2 RELAX LATERAL DERECHO 3 PLAZAS MAXI - 2 RELAX										



FEET PATITAS			SEAT AND BACK CUSHIONS COJINES DE ASIENTO Y RESPALDO			\$
met. met.	<input type="checkbox"/> P15	MATT BLACK NEGRO MATE	Esprit soft leather piel Esprit	<input type="checkbox"/> L01	ANTELOPE BROWN ANTÍLOPE	7,497.00


NORMA CS3424 DTH200BS designer Stefano Spessotto

SIZE MEDIDAS	W A	38¾"	D P	62¼" (23¾")	H H	40¼"	SH HA	17¾"	AH HR	23¼"	
CHARACTERISTICS CARACTERÍSTICAS		1 pc	LB	125.7	CF	43.08					
DETAILS DETALLES	LEFT CHAISE LONGUE CHAISE LONGUE IZQUIERDA										



FEET PATITAS			SEAT AND BACK CUSHIONS COJINES DE ASIENTO Y RESPALDO			\$
met. met.	<input type="checkbox"/> P15	MATT BLACK NEGRO MATE	Esprit soft leather piel Esprit	<input type="checkbox"/> L01	ANTELOPE BROWN ANTÍLOPE	4,137.00

NORMA CS3424 DTH200BD designer Stefano Spessotto

SIZE MEDIDAS	W A	38¾"	D P	62¼" (23¾")	H H	40¼"	SH HA	17¾"	AH HR	23¼"	
CHARACTERISTICS CARACTERÍSTICAS		1 pc	LB	125.7	CF	43.08					
DETAILS DETALLES	RIGHT CHAISE LONGUE CHAISE LONGUE DERECHA										



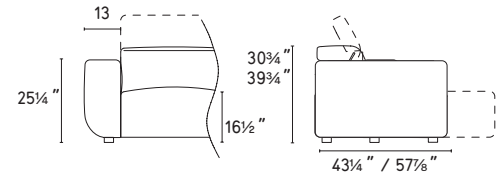
FEET PATITAS			SEAT AND BACK CUSHIONS COJINES DE ASIENTO Y RESPALDO			\$
met. met.	<input type="checkbox"/> P15	MATT BLACK NEGRO MATE	Esprit soft leather piel Esprit	<input type="checkbox"/> L01	ANTELOPE BROWN ANTÍLOPE	4,137.00

SOFAS SOFÁS

NEW

PANDORA CS3459

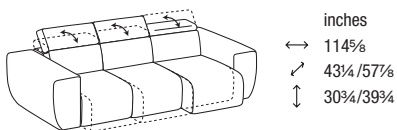
designer Stefano Spessotto



FABRIC TEJIDO

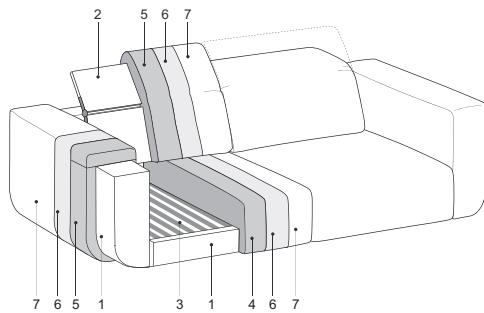
	Frame Estructura	Seat cushions Asiento	Backrest cushions Cojines de respaldo	Armrest cushion Cojines brazos
Removable Desenfundable	●	●	●	-
Not removable No desenfundable	-	-	-	●

CS3459 DTD3E3M



3 SEATER SOFA
WITH 3 PULL-OUT SEATS
SOFÁ 3 PLAZAS
CON 3 ASIENTOS EXTRAIBLES

TECHNICAL SPECIFICATIONS DATOS TÉCNICOS



1. Solid wood and wood particle board frame
 2. Headrest with metal mechanism
 3. Elastic belts in propylene fiber
 4. Seat polyurethane foam D35-32
 5. Backrest and frame polyurethane foam D30-37
 6. Tecnoform
 7. Upholstery
1. Estructura en madera maciza y paneles de partículas de madera
 2. Reposacabezas con mecanismo de metal
 3. Correas elásticas de fibra propilénica
 4. Poliuretano expandido asientos D35/32
 5. Poliuretano expandido respaldos y estructura D30/37
 6. Tecnoform
 7. Revestimiento

Code	Box	Cf	Lb	Dimensions inches WxDxH
DTD3E3M	1	8,12	19,84	89 5/8 x 19 3/4 x 7 1/8
	1	4,94	37,48	89 5/8 x 14 1/8 x 6 3/4
	1	23,31	92,59	29 1/8 x 41 3/4 x 32 5/8
	1	23,31	92,59	29 1/8 x 41 3/4 x 32 5/8
	1	15,54	55,12	29 1/8 x 41 3/4 x 22

NOTES NOTAS



1. Throw pillows are not included in the model. Cojines decorativos no incluidos en el precio.
2. Headrest adjustable in 7 positions with manual mechanism. Reposacabezas regulable en 7 posiciones con mecanismo manual.
3. Pull-out seat with manual sliding mechanism. Asiento extraíble con mecanismo manual deslizante.
4. The reversible chaise lounge gives you the freedom to change the arrangement of the sofa as you like: it can be moved both to the right and left of the composition. Chaise longue reversible da la libertad de cambiar la disposición del sofá como se desea: se puede mover tanto a la derecha como a la izquierda de la composición.

SOFAS SOFÁS

NEW

PANDORA CS3459 DTD3E3M designer Stefano Spessotto

SIZE MEDIDAS W 114 5/8" D 43 3/8" H 30 3/4" SH 16 5/8" AH 25 1/4"
A P (57 7/8") H (43 3/8") HA HR

CHARACTERISTICS CARACTERÍSTICAS  1 pc  LB 297.6 CF 75.22



DETAILS DETALLES 3 SEATER SOFA MAXI WITH 3 PULL-OUT SEATS
 SOFÁ 3 PLAZAS MAXI CON 3 ASIENTOS EXTRAIBLES



FRAME ESTRUCTURA		SEAT AND BACK CUSHIONS COJINES DE ASIENTO Y RESPALDO		\$
Aspen Aspen	<input type="checkbox"/> T2H SAND ARENA	Aspen Aspen	<input type="checkbox"/> T2H SAND ARENA	9,105.00

EXTENDING AND NON-EXTENDING TABLES MESAS FIJAS Y EXTENSIBLES



ABREY CS4127-FD 140 designer Buratti

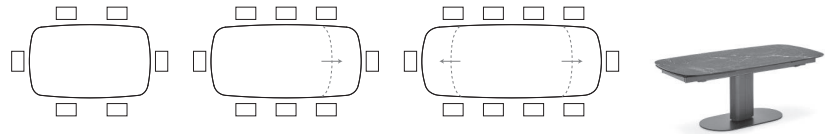
SIZE MEDIDAS	W A	55 1/2"	D P	55 1/2"	H H	30 " (27 1/2")	
CHARACTERISTICS CARACTERÍSTICAS		1 pc		LB	171.7	CF	11.48



LEGS PATAS			TOP TAPA			\$
ash. fr.	<input type="checkbox"/> P201	WALNUT NOGAL	cer. (g) cer. (v)	<input type="checkbox"/> P9C	SILK WHITE MARBLE MÁRMOL SILK WHITE	4,551.00
				<input type="checkbox"/> P27C	GOLDEN STATUARY MARBLE MÁRMOL STATUARIO ORO	
				<input type="checkbox"/> P28C	BLACK STATUARY MARBLE MÁRMOL STATUARIO NEGRO	



CAMEO CS4124-S 165 designer Gino Carollo

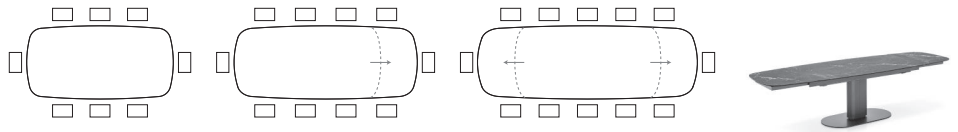
SIZE MEDIDAS	W A	65 " (80 ") (95 ")	D P	39 3/4"	H H	29 3/4 " (25 1/4")	
CHARACTERISTICS CARACTERÍSTICAS		1 pc		LB	486.3	CF	16.24
DETAILS DETALLES	TWO SEPARATELY OPENABLE END EXTENSIONS 2 EXTENSIONES LATERALES QUE SE PUEDEN ABRIR INDIVIDUALMENTE						



COLUMN AND FRAME/FLOOR PLATE COLUMNA Y ESTRUCTURA/PLACA			TOP AND EXTENSION TAPA Y EXTENSIÓN			\$
met. met.	<input type="checkbox"/> P29L	MATT BRONZE BRONCE MATE	cer. (g) cer. (v)	<input type="checkbox"/> P14C	BRONZE BRONZE	8,383.00
	<input type="checkbox"/> P29L / <input checked="" type="checkbox"/> P46M	MATT BRONZE BRONCE MATE / MATT PEARL BEIGE PEARL BEIGE MATE		<input type="checkbox"/> P18C	CALACATTA BLACK MARBLE MÁRMOL CALACATTA NEGRO	
			cer. (g) cer. (v)	<input type="checkbox"/> P2C	WHITE MARBLE MÁRMOL BLANCO	9,267.00
				<input type="checkbox"/> P28C	BLACK STATUARY MARBLE MÁRMOL STATUARIO NEGRO	

CAMEO CS4124-S 200 designer Gino Carollo

SIZE MEDIDAS	W A	78 3/4 " (97 3/4 ") (116 3/4 ")	D P	39 3/4"	H H	29 3/4 " (25 1/4")	
CHARACTERISTICS CARACTERÍSTICAS		1 pc		LB	484.1	CF	19.46
DETAILS DETALLES	TWO SEPARATELY OPENABLE END EXTENSIONS 2 EXTENSIONES LATERALES QUE SE PUEDEN ABRIR INDIVIDUALMENTE						



COLUMN AND FRAME/FLOOR PLATE COLUMNA Y ESTRUCTURA/PLACA			TOP AND EXTENSION TAPA Y EXTENSIÓN			\$
met. met.	<input type="checkbox"/> P29L	MATT BRONZE BRONCE MATE	cer. (g) cer. (v)	<input type="checkbox"/> P14C	BRONZE BRONZE	8,604.00
	<input type="checkbox"/> P29L / <input checked="" type="checkbox"/> P46M	MATT BRONZE BRONCE MATE / MATT PEARL BEIGE PEARL BEIGE MATE		<input type="checkbox"/> P18C	CALACATTA BLACK MARBLE MÁRMOL CALACATTA NEGRO	
			cer. (g) cer. (v)	<input checked="" type="checkbox"/> P32C	WHITE TRAVERTINO TRAVERTINO BLANCO	9,459.00
				<input type="checkbox"/> P2C	WHITE MARBLE MÁRMOL BLANCO	
met. met.	<input checked="" type="checkbox"/> P46M	MATT PEARL BEIGE PEARL BEIGE MATE	cer. (g) cer. (v)	<input type="checkbox"/> P14C	BRONZE BRONZE	9,005.00
				<input type="checkbox"/> P18C	CALACATTA BLACK MARBLE MÁRMOL CALACATTA NEGRO	
			cer. (g) cer. (v)	<input checked="" type="checkbox"/> P32C	WHITE TRAVERTINO TRAVERTINO BLANCO	9,860.00
				<input type="checkbox"/> P2C	WHITE MARBLE MÁRMOL BLANCO	
cannulated ven. cha. acanalado / met. met.	<input checked="" type="checkbox"/> P1GW / <input type="checkbox"/> P29L	CANALETTO WALNUT NOGAL CANALETTO / MATT BRONZE BRONCE MATE	cer. (g) cer. (v)	<input type="checkbox"/> P14C	BRONZE BRONZE	10,207.00
				<input type="checkbox"/> P18C	CALACATTA BLACK MARBLE MÁRMOL CALACATTA NEGRO	
	<input checked="" type="checkbox"/> P1GW / <input checked="" type="checkbox"/> P46M	CANALETTO WALNUT NOGAL CANALETTO / MATT PEARL BEIGE PEARL BEIGE MATE	cer. (g) cer. (v)	<input checked="" type="checkbox"/> P32C	WHITE TRAVERTINO TRAVERTINO BLANCO	11,058.00
				<input type="checkbox"/> P2C	WHITE MARBLE MÁRMOL BLANCO	
				<input checked="" type="checkbox"/> P31C	CALACATTA PAONAZZO MARBLE MÁRMOL CALACATTA PAONAZZO	

EXTENDING AND NON-EXTENDING TABLES MESAS FIJAS Y EXTENSIBLES



CARTESIO CS4092-FD 140 designer Busetti Garuti Redaelli

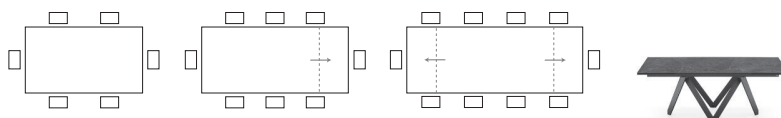
SIZE MEDIDAS	W A	55 1/2"	D P	55 1/2"	H H	29 3/4" (27 3/4")
CHARACTERISTICS CARACTERÍSTICAS	 1 pc		LB	220.5	CF	17.55



BASE BASE			TOP TAPA			\$
ash. fr.	<input type="checkbox"/> P201	WALNUT NOGAL	cer. (g) cer. (v)	<input type="checkbox"/> P9C	SILK WHITE MARBLE MÁRMOL SILK WHITE	5,198.00
				<input type="checkbox"/> P27C	GOLDEN STATUARY MARBLE MÁRMOL STATUARIO ORO	
				<input type="checkbox"/> P28C	BLACK STATUARY MARBLE MÁRMOL STATUARIO NEGRO	

CARTESIO CS4111-R 160 designer Busetti Garuti Redaelli



SIZE MEDIDAS	W A	63" (78 3/4") (94 1/2")	D P	35 1/2"	H H	29 3/8" (25 1/4")
CHARACTERISTICS CARACTERÍSTICAS	 1 pc		LB	293.7	CF	15.82

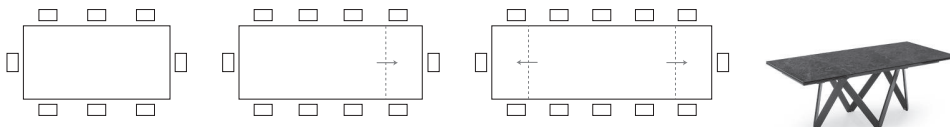


DETAILS
DETALLES TWO SEPARATELY OPENABLE END EXTENSIONS
2 EXTENSIONES LATERALES QUE SE PUEDEN ABRIR INDIVIDUALMENTE

BASE/FRAME BASE/ESTRUCTURA			TOP AND EXTENSION TAPA Y EXTENSIÓN			\$
ash. fr. / met. met.	<input type="checkbox"/> P12 / <input type="checkbox"/> P15	SMOKE SMOKE / MATT BLACK NEGRO MATE	cer. (g) cer. (v)	<input type="checkbox"/> P5C	SALT WHITE SAL BLANCO	6,067.00
	<input type="checkbox"/> P15L / <input type="checkbox"/> P15	MATT BLACK NEGRO MATE / MATT BLACK NEGRO MATE		<input checked="" type="checkbox"/> P32C	WHITE TRAVERTINO TRAVERTINO BLANCO	
	<input type="checkbox"/> P201 / <input type="checkbox"/> P15	WALNUT NOGAL / MATT BLACK NEGRO MATE	cer. (g) cer. (v)	<input type="checkbox"/> P2C	WHITE MARBLE MÁRMOL BLANCO	6,980.00

CARTESIO CS4111-R 200 designer Busetti Garuti Redaelli

SIZE MEDIDAS	W A	78 3/4" (98 1/2") (118 1/2")	D P	39 3/8"	H H	29 3/8" (25 1/4")
CHARACTERISTICS CARACTERÍSTICAS	 1 pc		LB	391.5	CF	22.95

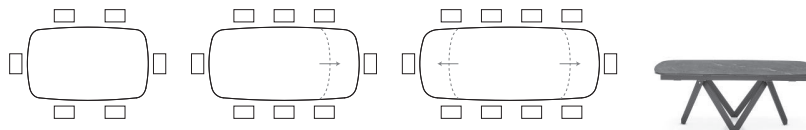


DETAILS
DETALLES TWO SEPARATELY OPENABLE END EXTENSIONS
2 EXTENSIONES LATERALES QUE SE PUEDEN ABRIR INDIVIDUALMENTE

BASE/FRAME BASE/ESTRUCTURA			TOP AND EXTENSION TAPA Y EXTENSIÓN			\$
ash. fr. / met. met.	<input type="checkbox"/> P12 / <input type="checkbox"/> P15	SMOKE SMOKE / MATT BLACK NEGRO MATE	cer. (g) cer. (v)	<input type="checkbox"/> P14C	BRONZE BRONZE	6,738.00
	<input type="checkbox"/> P15L / <input type="checkbox"/> P15	MATT BLACK NEGRO MATE / MATT BLACK NEGRO MATE	cer. (g) cer. (v)	<input type="checkbox"/> P27C	GOLDEN STATUARY MARBLE MÁRMOL STATUARIO ORO	
	<input type="checkbox"/> P201 / <input type="checkbox"/> P15	WALNUT NOGAL / MATT BLACK NEGRO MATE		<input type="checkbox"/> P28C	BLACK STATUARY MARBLE MÁRMOL STATUARIO NEGRO	7,655.00

EXTENDING AND NON-EXTENDING TABLES MESAS FIJAS Y EXTENSIBLES

CARTESIO CS4111-S 165 designer Busetti Garuti Redaelli



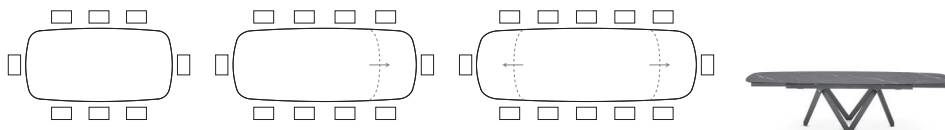
SIZE MEDIDAS | W 65" (80") | D 39 3/8" | H 29 3/8" (95")

CHARACTERISTICS CARACTERÍSTICAS | 1 pc | | LB 351.0 | CF 14.48

DETAILS DETALLES | TWO SEPARATELY OPENABLE END EXTENSIONS | 2 EXTENSIONES LATERALES QUE SE PUEDEN ABRIR INDIVIDUALMENTE

BASE/FRAME BASE/ESTRUCTURA			TOP AND EXTENSION TAPA Y EXTENSIÓN		\$
ash. fr. / met. met.	<input type="checkbox"/> P12 / <input type="checkbox"/> P15	SMOKE SMOKE / MATT BLACK NEGRO MATE	cer. (g) cer. (v)	<input type="checkbox"/> P14C BRONZE BRONZE	7,336.00
	<input type="checkbox"/> P15L / <input type="checkbox"/> P15	MATT BLACK NEGRO MATE / MATT BLACK NEGRO MATE		<input type="checkbox"/> P18C CALACATTA BLACK MARBLE MÁRMOL CALACATTA NEGRO	
	<input type="checkbox"/> P201 / <input type="checkbox"/> P15	WALNUT NOGAL / MATT BLACK NEGRO MATE	cer. (g) cer. (v)	<input type="checkbox"/> P2C WHITE MARBLE MÁRMOL BLANCO	8,237.00
			<input type="checkbox"/> P28C BLACK STATUARY MARBLE MÁRMOL STATUARIO NEGRO		

CARTESIO CS4111-S 200 designer Busetti Garuti Redaelli



SIZE MEDIDAS | W 78 3/4" (97 3/4") | D 39 3/8" | H 29 3/8" (116 3/4")


CHARACTERISTICS CARACTERÍSTICAS | 1 pc | | LB 345.9 | CF 17.20

DETAILS DETALLES | TWO SEPARATELY OPENABLE END EXTENSIONS | 2 EXTENSIONES LATERALES QUE SE PUEDEN ABRIR INDIVIDUALMENTE

BASE/FRAME BASE/ESTRUCTURA			TOP AND EXTENSION TAPA Y EXTENSIÓN		\$
ash. fr. / met. met.	<input type="checkbox"/> P12 / <input type="checkbox"/> P15	SMOKE SMOKE / MATT BLACK NEGRO MATE	cer. (g) cer. (v)	<input type="checkbox"/> P14C BRONZE BRONZE	7,825.00
	<input type="checkbox"/> P15L / <input type="checkbox"/> P15	MATT BLACK NEGRO MATE / MATT BLACK NEGRO MATE		<input type="checkbox"/> P18C CALACATTA BLACK MARBLE MÁRMOL CALACATTA NEGRO	
	<input type="checkbox"/> P201 / <input type="checkbox"/> P15	WALNUT NOGAL / MATT BLACK NEGRO MATE	cer. (g) cer. (v)	<input checked="" type="checkbox"/> P32C WHITE TRAVERTINO TRAVERTINO BLANCO	8,722.00
			<input type="checkbox"/> P2C WHITE MARBLE MÁRMOL BLANCO		
			<input checked="" type="checkbox"/> P31C CALACATTA PAONAZZO MARBLE MÁRMOL CALACATTA PAONAZZO		

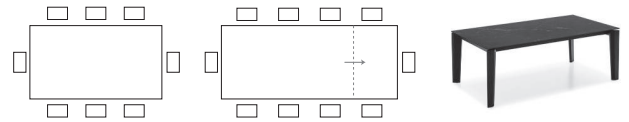
EXTENDING AND NON-EXTENDING TABLES MESAS FIJAS Y EXTENSIBLES

DOGMA CS4149-R 180 designer Archirivolto

SIZE MEDIDAS	W A	70 7/8" (94 1/2")	D P	39 3/8"	H H	29 3/8" (25 3/8")	
CHARACTERISTICS CARACTERÍSTICAS		1 pc		LB	233.0	CF	16.70

DETAILS
DETALLES

TABLE WITH EXTENDABLE FRAME. WHEN OPENED, LEGS FOLLOW THE TABLE IN LENGTH - EXTENSION FIXED ON FRAME, FEATURING AN ASSISTED OPENING MECHANISM
MESA EXTENSIBLE Y PATAS SIEMPRE PERIMÉTRICAS - EXTENSIÓN CON MOVIMIENTO DE APERTURA ASISTIDA MONTADA EN LA ESTRUCTURA



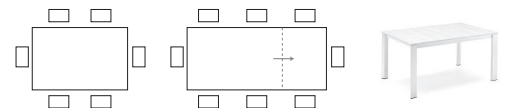
LEGS/FRAME PATAS/ESTRUCTURA		TOP AND EXTENSION TAPA Y EXTENSIÓN		\$	
ash. fr. / ven.fin. cha.acab.	<input type="checkbox"/> P12	SMOKE SMOKE	ven.fin. cha.acab. <input type="checkbox"/> P12	SMOKE SMOKE	3,339.00
			cer. (g) cer. (v) <input type="checkbox"/> P321	LEAD GREY PLOMO	4,560.00
			<input checked="" type="checkbox"/> P32C	WHITE TRAVERTINO TRAVERTINO BLANCO	
			cer. (g) cer. (v) <input type="checkbox"/> P2C	WHITE MARBLE MÁRMOL BLANCO	5,337.00
			<input type="checkbox"/> P4C	GOLDEN ONYX MARBLE MÁRMOL ONÍX ORO	
			<input type="checkbox"/> P27C	GOLDEN STATUARY MARBLE MÁRMOL STATUARIO ORO	
			<input type="checkbox"/> P28C	BLACK STATUARY MARBLE MÁRMOL STATUARIO NEGRO	
ash. fr.	<input type="checkbox"/> P15L	MATT BLACK NEGRO MATE	cer. (g) cer. (v) <input type="checkbox"/> P321	LEAD GREY PLOMO	4,560.00
			<input checked="" type="checkbox"/> P32C	WHITE TRAVERTINO TRAVERTINO BLANCO	
			cer. (g) cer. (v) <input type="checkbox"/> P2C	WHITE MARBLE MÁRMOL BLANCO	5,337.00
			<input type="checkbox"/> P4C	GOLDEN ONYX MARBLE MÁRMOL ONÍX ORO	
			<input type="checkbox"/> P27C	GOLDEN STATUARY MARBLE MÁRMOL STATUARIO ORO	
			<input type="checkbox"/> P28C	BLACK STATUARY MARBLE MÁRMOL STATUARIO NEGRO	
ash. fr. / wint ven. chá. no.	<input type="checkbox"/> P201	WALNUT NOGAL	cer. (g) cer. (v) <input type="checkbox"/> P321	LEAD GREY PLOMO	4,560.00
			<input checked="" type="checkbox"/> P32C	WHITE TRAVERTINO TRAVERTINO BLANCO	
			cer. (g) cer. (v) <input type="checkbox"/> P2C	WHITE MARBLE MÁRMOL BLANCO	5,337.00
			<input type="checkbox"/> P4C	GOLDEN ONYX MARBLE MÁRMOL ONÍX ORO	
			<input type="checkbox"/> P27C	GOLDEN STATUARY MARBLE MÁRMOL STATUARIO ORO	
			<input type="checkbox"/> P28C	BLACK STATUARY MARBLE MÁRMOL STATUARIO NEGRO	

DUCA CS4089-R 130 designer Calligaris Studio

SIZE MEDIDAS	W A	51 1/4" (74 3/8")	D P	33 1/2"	H H	29 3/8" (26 1/2")	
CHARACTERISTICS CARACTERÍSTICAS		1 pc		LB	171.5	CF	10.59



DETAILS
DETALLES

TABLE WITH EXTENDABLE FRAME. WHEN OPENED, LEGS FOLLOW THE TABLE IN LENGTH - EXTENSION FIXED ON FRAME, FEATURING AN ASSISTED OPENING MECHANISM
MESA EXTENSIBLE Y PATAS SIEMPRE PERIMÉTRICAS - EXTENSIÓN CON MOVIMIENTO DE APERTURA ASISTIDA MONTADA EN LA ESTRUCTURA



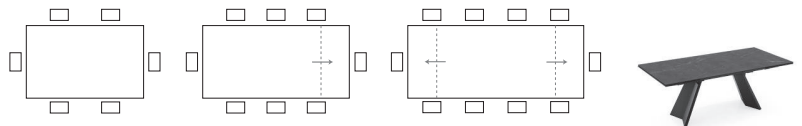
LEGS/FRAME PATAS/ESTRUCTURA		TOP AND EXTENSION TAPA Y EXTENSIÓN		\$	
met. met.	<input type="checkbox"/> P15	MATT BLACK NEGRO MATE	cer. (g) cer. (v) <input type="checkbox"/> P1C	CEMENT CEMENTO	3,288.00

ICARO CS4114-R 160 designer Archirivolto/Calligaris Studio

SIZE MEDIDAS	W A	63 " (78 3/4") (94 1/2")	D P	35 1/2"	H H	30 3/8" (25 1/4")	
CHARACTERISTICS CARACTERÍSTICAS		1 pc		LB	307.5	CF	20.02

DETAILS
DETALLES

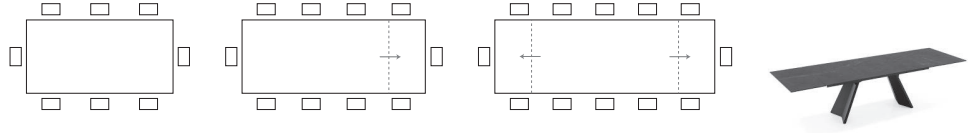
TWO SEPARATELY OPENABLE END EXTENSIONS
2 EXTENSIONES LATERALES QUE SE PUEDEN ABRIR INDIVIDUALMENTE



BASE/FRAME BASE/ESTRUCTURA		TOP AND EXTENSION TAPA Y EXTENSIÓN		\$	
ash ven. cha. fr. / met. met.	<input type="checkbox"/> P15L / <input type="checkbox"/> P15	MATT BLACK NEGRO MATE / MATT BLACK NEGRO MATE	cer. (g) cer. (v) <input type="checkbox"/> P5C	SALT WHITE SAL BLANCO	6,117.00
			<input checked="" type="checkbox"/> P32C	WHITE TRAVERTINO TRAVERTINO BLANCO	
			cer. (g) cer. (v) <input type="checkbox"/> P2C	WHITE MARBLE MÁRMOL BLANCO	6,987.00
wint canaletto ven. chá. no. canaletto / met. met.	<input checked="" type="checkbox"/> P1GW / <input type="checkbox"/> P15	CANALETTO WALNUT NOGAL CANALETTO / MATT BLACK NEGRO MATE	cer. (g) cer. (v) <input type="checkbox"/> P5C	SALT WHITE SAL BLANCO	6,117.00
			<input checked="" type="checkbox"/> P32C	WHITE TRAVERTINO TRAVERTINO BLANCO	
			cer. (g) cer. (v) <input type="checkbox"/> P2C	WHITE MARBLE MÁRMOL BLANCO	6,987.00

EXTENDING AND NON-EXTENDING TABLES MESAS FIJAS Y EXTENSIBLES

ICARO CS4114-R 200 designer Archirivoltto/Calligaris Studio



SIZE
MEDIDAS

W	78 3/4"	D	39 3/8"	H	30 3/8"
A	(98 1/2")	P		H	(25 1/4")
	(118 1/8")				

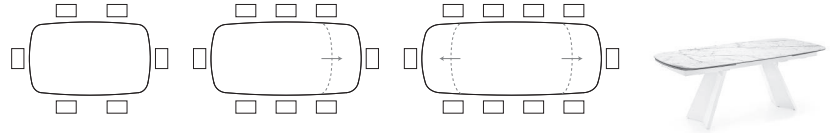
CHARACTERISTICS
CARACTERÍSTICAS

DETAILS
DETALLES

TWO SEPARATELY OPENABLE END EXTENSIONS
2 EXTENSIONES LATERALES QUE SE PUEDEN ABRIR INDIVIDUALMENTE

BASE/FRAME BASE/ESTRUCTURA		TOP AND EXTENSION TAPA Y EXTENSIÓN		\$	
ash ven. cha. fr. / met. met.	<input type="checkbox"/> P15L / <input type="checkbox"/> P15	MATT BLACK NEGRO MATE / MATT BLACK NEGRO MATE	cer. (g) cer. (v) <input type="checkbox"/> P14C	BRONZE BRONZE	6,756.00
			cer. (g) cer. (v) <input type="checkbox"/> P27C	GOLDEN STATUARY MARBLE MÁRMOL STATUARIO ORO	7,629.00
			cer. (g) cer. (v) <input type="checkbox"/> P28C	BLACK STATUARY MARBLE MÁRMOL STATUARIO NEGRO	
wint canaletto ven. cha. no. canaletto / met. met.	<input checked="" type="checkbox"/> P1GW / <input type="checkbox"/> P15	CANALETTO WALNUT NOGAL CANALETTO / MATT BLACK NEGRO MATE	cer. (g) cer. (v) <input type="checkbox"/> P14C	BRONZE BRONZE	6,756.00
			cer. (g) cer. (v) <input type="checkbox"/> P27C	GOLDEN STATUARY MARBLE MÁRMOL STATUARIO ORO	7,629.00
			cer. (g) cer. (v) <input type="checkbox"/> P28C	BLACK STATUARY MARBLE MÁRMOL STATUARIO NEGRO	

ICARO CS4114-S 165 designer Archirivoltto/Calligaris Studio



SIZE
MEDIDAS

W	65"	D	39 3/8"	H	30"
A	(80")	P		H	(25 1/2")
	(95")				

CHARACTERISTICS
CARACTERÍSTICAS

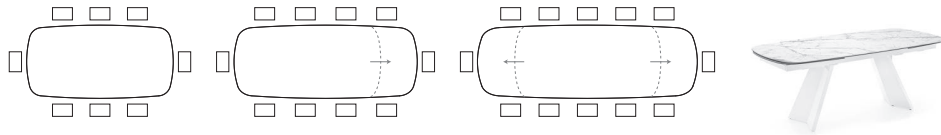
DETAILS
DETALLES

TWO SEPARATELY OPENABLE END EXTENSIONS
2 EXTENSIONES LATERALES QUE SE PUEDEN ABRIR INDIVIDUALMENTE

BASE/FRAME BASE/ESTRUCTURA		TOP AND EXTENSION TAPA Y EXTENSIÓN		\$	
ash ven. cha. fr. / met. met.	<input type="checkbox"/> P15L / <input type="checkbox"/> P15	MATT BLACK NEGRO MATE / MATT BLACK NEGRO MATE	cer. (g) cer. (v) <input type="checkbox"/> P14C	BRONZE BRONZE	7,546.00
			cer. (g) cer. (v) <input type="checkbox"/> P18C	CALACATTA BLACK MARBLE MÁRMOL CALACATTA NEGRO	
			cer. (g) cer. (v) <input type="checkbox"/> P2C	WHITE MARBLE MÁRMOL BLANCO	8,430.00
wint canaletto ven. cha. no. canaletto / met. met.	<input checked="" type="checkbox"/> P1GW / <input type="checkbox"/> P15	CANALETTO WALNUT NOGAL CANALETTO / MATT BLACK NEGRO MATE	cer. (g) cer. (v) <input type="checkbox"/> P14C	BRONZE BRONZE	7,546.00
			cer. (g) cer. (v) <input type="checkbox"/> P18C	CALACATTA BLACK MARBLE MÁRMOL CALACATTA NEGRO	
			cer. (g) cer. (v) <input type="checkbox"/> P2C	WHITE MARBLE MÁRMOL BLANCO	8,430.00
			cer. (g) cer. (v) <input type="checkbox"/> P28C	BLACK STATUARY MARBLE MÁRMOL STATUARIO NEGRO	

EXTENDING AND NON-EXTENDING TABLES MESAS FIJAS Y EXTENSIBLES

ICARO CS4114-S 200 designer Archirivolto/Calligaris Studio



SIZE MEDIDAS **W** 78 3/4" **D** 39 3/8" **H** 30" **A** (97 3/4") **P** (116 5/8") **H** (25 1/2")

CHARACTERISTICS CARACTERÍSTICAS 1 pc **LB** 356.7 **CF** 20.94

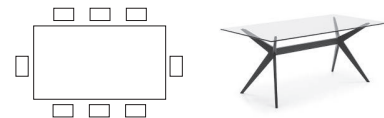
DETAILS DETALLES **TWO SEPARATELY OPENABLE END EXTENSIONS**
2 EXTENSIONES LATERALES QUE SE PUEDEN ABRIR INDIVIDUALMENTE

BASE/FRAME BASE/ESTRUCTURA	TOP AND EXTENSION TAPA Y EXTENSIÓN	\$
ash ven. cha. fr. / met. met. <input type="checkbox"/> P15L / <input type="checkbox"/> P15 MATT BLACK NEGRO MATE / MATT BLACK NEGRO MATE	cer. (g) cer. (v) <input type="checkbox"/> P14C BRONZE BRONZE <input type="checkbox"/> P18C CALACATTA BLACK MARBLE MÁRMOL CALACATTA NEGRO <input checked="" type="checkbox"/> P32C WHITE TRAVERTINO TRAVERTINO BLANCO	8,025.00
	cer. (g) cer. (v) <input type="checkbox"/> P2C WHITE MARBLE MÁRMOL BLANCO <input checked="" type="checkbox"/> P31C CALACATTA PAONAZZO MARBLE MÁRMOL CALACATTA PAONAZZO	8,905.00
wlnt canaletto ven. / cha. no. canaletto / met. met. <input checked="" type="checkbox"/> P1GW / <input type="checkbox"/> P15 CANALETTO WALNUT NOGAL CANALETTO / MATT BLACK NEGRO MATE	cer. (g) cer. (v) <input type="checkbox"/> P14C BRONZE BRONZE <input type="checkbox"/> P18C CALACATTA BLACK MARBLE MÁRMOL CALACATTA NEGRO <input checked="" type="checkbox"/> P32C WHITE TRAVERTINO TRAVERTINO BLANCO	8,025.00
	cer. (g) cer. (v) <input type="checkbox"/> P2C WHITE MARBLE MÁRMOL BLANCO <input checked="" type="checkbox"/> P31C CALACATTA PAONAZZO MARBLE MÁRMOL CALACATTA PAONAZZO	8,905.00

KENT CS4105-FR 180 designer Calligaris Studio

SIZE MEDIDAS **W** 70 7/8" **D** 35 1/2" **H** 29 3/4" **A** (70 7/8") **P** (29 3/4")

CHARACTERISTICS CARACTERÍSTICAS 1 pc **LB** 134.8 **CF** 9.74



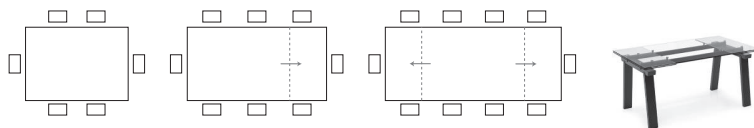
BASE BASE	TOP TAPA	\$
ash. fr. <input type="checkbox"/> P15L MATT BLACK NEGRO MATE	temp.glass vidrio temp. <input type="checkbox"/> GTR TRANSPARENT TRANSPARENTE	1,641.00

LEVANTE CS4091-R 140 designer Calligaris Studio

SIZE MEDIDAS **W** 55 1/8" **D** 35 1/2" **H** 30" **A** (70 7/8") **P** (86 3/8") **H** (25 1/4")

CHARACTERISTICS CARACTERÍSTICAS 1 pc **LB** 192.1 **CF** 13.60

DETAILS DETALLES **TWO SEPARATELY OPENABLE END EXTENSIONS**
2 EXTENSIONES LATERALES QUE SE PUEDEN ABRIR INDIVIDUALMENTE

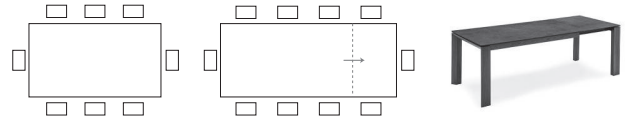


LEGS PATAS	TOP AND EXTENSION/RAILS TAPA Y EXTENSIÓN/GUÍAS	\$
bch. hy. <input type="checkbox"/> P132 GRAPHITE GRAFITO	temp.glass vidrio temp. / met. met. <input type="checkbox"/> GTR / <input type="checkbox"/> P15 TRANSPARENT TRANSPARENTE / MATT BLACK NEGRO MATE	2,838.00

EXTENDING AND NON-EXTENDING TABLES MESAS FIJAS Y EXTENSIBLES

OMNIA CS4058-R 180 designer Calligaris Studio

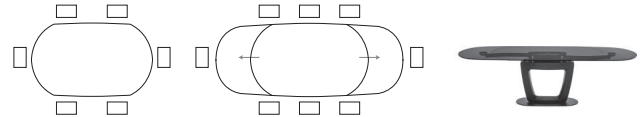
SIZE MEDIDAS **W** 70 1/2" (94 1/2") | **D** 39 1/2" | **H** 29 3/8" (25 3/8")
A | **P** | **H**
 CHARACTERISTICS CARACTERÍSTICAS **1 pc** | **LB** 237.4 | **CF** 16.85
 DETAILS DETALLES
 TABLE WITH EXTENDABLE FRAME. WHEN OPENED, LEGS FOLLOW THE TABLE IN LENGTH - EXTENSION FIXED ON FRAME, FEATURING AN ASSISTED OPENING MECHANISM
 MESA EXTENSIBLE Y PATAS SIEMPRE PERIMÉTRICAS - EXTENSION CON MOVIMIENTO DE APERTURA ASISTIDA MONTADA EN LA ESTRUCTURA



LEGS/FRAME PATAS/ESTRUCTURA	TOP AND EXTENSION TAPA Y EXTENSIÓN	\$
ven.fin. cha.acab. <input type="checkbox"/> P12 SMOKE SMOKE	ven.fin. cha.acab. <input type="checkbox"/> P12 SMOKE SMOKE	3,534.00
	cer. (g) cer. (v) <input type="checkbox"/> P321 LEAD GREY PLOMO	4,656.00
	<input checked="" type="checkbox"/> P32C WHITE TRAVERTINO TRAVERTINO BLANCO	
	cer. (g) cer. (v) <input type="checkbox"/> P2C WHITE MARBLE MÁRMOL BLANCO	5,433.00
	<input type="checkbox"/> P4C GOLDEN ONYX MARBLE MÁRMOL ONIX ORO	
	<input type="checkbox"/> P27C GOLDEN STATUARY MARBLE MÁRMOL STATUARIO ORO	
	<input type="checkbox"/> P28C BLACK STATUARY MARBLE MÁRMOL STATUARIO NEGRO	
wint ven. cha. no. <input type="checkbox"/> P201 WALNUT NOGAL	cer. (g) cer. (v) <input type="checkbox"/> P321 LEAD GREY PLOMO	4,560.00
	<input checked="" type="checkbox"/> P32C WHITE TRAVERTINO TRAVERTINO BLANCO	
	cer. (g) cer. (v) <input type="checkbox"/> P2C WHITE MARBLE MÁRMOL BLANCO	5,337.00
	<input type="checkbox"/> P4C GOLDEN ONYX MARBLE MÁRMOL ONIX ORO	
	<input type="checkbox"/> P27C GOLDEN STATUARY MARBLE MÁRMOL STATUARIO ORO	
	<input type="checkbox"/> P28C BLACK STATUARY MARBLE MÁRMOL STATUARIO NEGRO	
ven.fin. cha.acab. <input type="checkbox"/> P173 GRAPHITE GRAFITO	cer. (g) cer. (v) <input type="checkbox"/> P321 LEAD GREY PLOMO	4,656.00
	<input checked="" type="checkbox"/> P32C WHITE TRAVERTINO TRAVERTINO BLANCO	
	cer. (g) cer. (v) <input type="checkbox"/> P2C WHITE MARBLE MÁRMOL BLANCO	5,433.00
	<input type="checkbox"/> P4C GOLDEN ONYX MARBLE MÁRMOL ONIX ORO	
	<input type="checkbox"/> P27C GOLDEN STATUARY MARBLE MÁRMOL STATUARIO ORO	
	<input type="checkbox"/> P28C BLACK STATUARY MARBLE MÁRMOL STATUARIO NEGRO	
wint canaletto ven. cha. no. canaletto <input checked="" type="checkbox"/> P1GW CANALETTO WALNUT NOGAL CANALETTO	cer. (g) cer. (v) <input type="checkbox"/> P321 LEAD GREY PLOMO	4,656.00
	<input checked="" type="checkbox"/> P32C WHITE TRAVERTINO TRAVERTINO BLANCO	
	cer. (g) cer. (v) <input type="checkbox"/> P2C WHITE MARBLE MÁRMOL BLANCO	5,433.00
	<input type="checkbox"/> P4C GOLDEN ONYX MARBLE MÁRMOL ONIX ORO	
	<input type="checkbox"/> P27C GOLDEN STATUARY MARBLE MÁRMOL STATUARIO ORO	
	<input type="checkbox"/> P28C BLACK STATUARY MARBLE MÁRMOL STATUARIO NEGRO	

ORBITAL CS4145-S 165 designer Pininfarina

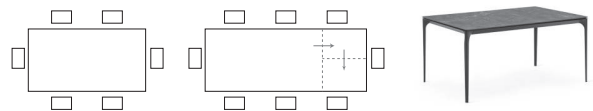
SIZE MEDIDAS **W** 65" (103 3/4") | **D** 41 1/2" | **H** 29 3/8" (28 1/4")
A | **P** | **H**
 CHARACTERISTICS CARACTERÍSTICAS **1 pc** | **LB** 291.7 | **CF** 22.18
 DETAILS DETALLES
 AUTOMATIC AND SIMULTANEOUS EXTENDING MECHANISM, FITTED WITH A LOCKING DEVICE TO PREVENT THE LEAVES FROM CLOSING ACCIDENTALLY AND A FOLD-AWAY RELEASE LEVER
 MECANISMO DE EXTENSIÓN AUTOMÁTICO Y SIMULTÁNEO DE LAS DOS EXTENSIONES, EQUIPADO CON UN DISPOSITIVO DE BLOQUEO ANTI CIERRE ACCIDENTAL CON PALANCA DE DESBLOQUEO PLEGABLE QUE DESAPARECE
 OPTIONAL ELEMENTOS OPCIONALES
 COVER 4145-C
 COVER 4145-C



COLUMN/FLOOR PLATE COLUMNA/PLACA	TOP AND EXTENSION TAPA Y EXTENSIÓN	\$
lacq. lac. / met. met. <input type="checkbox"/> P15 MATT BLACK NEGRO MATE	temp.glass vidrio <input type="checkbox"/> GTG SMOKE GREY GRIS AHUMADO	10,359.00

SILHOUETTE CS4125-R 160 designer Calligaris Studio

SIZE MEDIDAS **W** 63" (86 3/4") | **D** 35 1/2" | **H** 30" (26 3/8")
A | **P** | **H**
 CHARACTERISTICS CARACTERÍSTICAS **1 pc** | **LB** 246.3 | **CF** 17.30
 DETAILS DETALLES
 TABLE WITH EXTENDABLE FRAME. WHEN OPENED, LEGS FOLLOW THE TABLE IN LENGTH - ASSISTED FOLDING EXTENSION
 MESA EXTENSIBLE Y PATAS SIEMPRE PERIMÉTRICAS - EXTENSIÓN A LIBRO ASISTIDA



LEGS/FRAME PATAS/ESTRUCTURA	TOP AND EXTENSION TAPA Y EXTENSIÓN	\$
al. al. <input type="checkbox"/> P15 MATT BLACK NEGRO MATE	cer. (g) cer. (v) <input type="checkbox"/> P14C BRONZE BRONZE	5,204.00

EXTENDING AND NON-EXTENDING TABLES MESAS FIJAS Y EXTENSIBLES



NEW TWINS CS4153-FD 140 designer Archirivolto

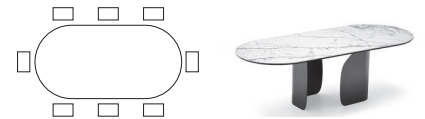
SIZE MEDIDAS	W A	55 1/2"	D P	55 1/2"	H H	29 3/4" (27 3/8")	
CHARACTERISTICS CARACTERÍSTICAS		1 pc		LB	306.9	CF	27.62



BASE BASE		TOP TAPA		\$		
met. met.	<input type="checkbox"/> P15	MATT BLACK NEGRO MATE	cer. (g) cer. (v)	<input type="checkbox"/> P9C	SILK WHITE MARBLE MÁRMOL SILK WHITE	4,297.00
	<input type="checkbox"/> P15 / <input type="checkbox"/> P29L	MATT BLACK NEGRO MATE / MATT BRONZE BRONCE MATE		<input type="checkbox"/> P27C	GOLDEN STATUARY MARBLE MÁRMOL STATUARIO ORO	
	<input type="checkbox"/> P29L	MATT BRONZE BRONCE MATE		<input type="checkbox"/> P28C	BLACK STATUARY MARBLE MÁRMOL STATUARIO NEGRO	
			inlaid ash ven. cha. fr. con incrustaciones	<input type="checkbox"/> P15L	MATT BLACK NEGRO MATE	4,381.00



NEW TWINS CS4153-FE 200 designer Archirivolto

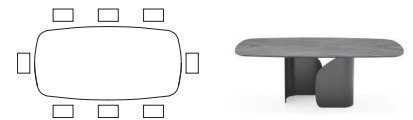
SIZE MEDIDAS	W A	78 3/4"	D P	39 3/8"	H H	29 3/8" (27 3/8")	
CHARACTERISTICS CARACTERÍSTICAS		1 pc		LB	490.3	CF	37.12



BASE BASE		TOP TAPA		\$		
met. met.	<input type="checkbox"/> P15	MATT BLACK NEGRO MATE	cer. (g) cer. (v)	<input type="checkbox"/> P28C	BLACK STATUARY MARBLE MÁRMOL STATUARIO NEGRO	5,619.00
	<input type="checkbox"/> P15 / <input type="checkbox"/> P29L	MATT BLACK NEGRO MATE / MATT BRONZE BRONCE MATE				
	<input type="checkbox"/> P29L	MATT BRONZE BRONCE MATE				

NEW TWINS CS4153-FS 200 designer Archirivolto

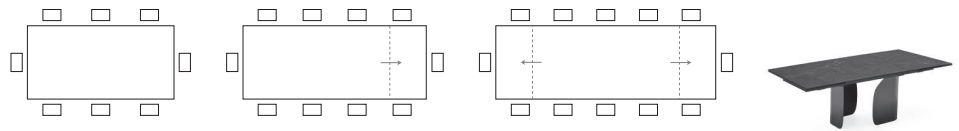
SIZE MEDIDAS	W A	78 3/4"	D P	39 3/8"	H H	29 3/8" (27 3/8")	
CHARACTERISTICS CARACTERÍSTICAS		1 pc		LB	311.5	CF	29.81



BASE BASE		TOP TAPA		\$		
met. met.	<input type="checkbox"/> P15	MATT BLACK NEGRO MATE	inlaid w/nt canaletto ven. cha. no. canaletto con incrust	<input type="checkbox"/> P1GW	CANALETTO WALNUT NOGAL CANALETTO	5,927.00
	<input type="checkbox"/> P15 / <input type="checkbox"/> P29L	MATT BLACK NEGRO MATE / MATT BRONZE BRONCE MATE				
	<input type="checkbox"/> P29L	MATT BRONZE BRONCE MATE				

NEW TWINS CS4153-R 200 designer Archirivolto

SIZE MEDIDAS	W A	78 3/4" (98 1/2") (118 1/8")	D P	39 3/8"	H H	29 3/8" (25 1/4")	
CHARACTERISTICS CARACTERÍSTICAS		1 pc		LB	502.2	CF	36.52

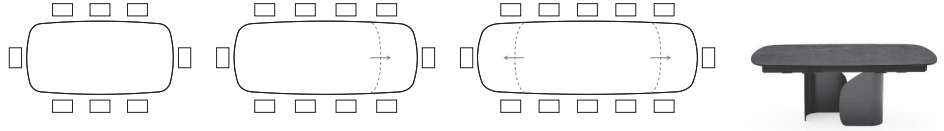




DETAILS DETALLES	TWO SEPARATELY OPENABLE END EXTENSIONS 2 EXTENSIONES LATERALES QUE SE PUEDEN ABRIR INDIVIDUALMENTE					
---------------------	---	--	--	--	--	--

BASE/FRAME BASE/ESTRUCTURA		TOP AND EXTENSION TAPA Y EXTENSIÓN		\$		
met. met.	<input type="checkbox"/> P46M	MATT PEARL BEIGE PEARL BEIGE MATE	cer. (g) cer. (v)	<input type="checkbox"/> P14C	BRONZE BRONZE	7,253.00
				<input type="checkbox"/> P32C	WHITE TRAVERTINO TRAVERTINO BLANCO	
			cer. (g) cer. (v)	<input type="checkbox"/> P27C	GOLDEN STATUARY MARBLE MÁRMOL STATUARIO ORO	8,130.00
				<input type="checkbox"/> P28C	BLACK STATUARY MARBLE MÁRMOL STATUARIO NEGRO	

EXTENDING AND NON-EXTENDING TABLES MESAS FIJAS Y EXTENSIBLES

NEW TWINS CS4153-S 200 designer Archirivolto

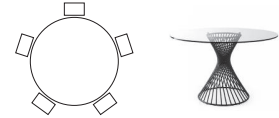


SIZE MEDIDAS	W A	78 3/4" (97 3/4") (116 3/4")	D P	39 3/8"	H H	29 3/8" (25 1/4")
CHARACTERISTICS CARACTERÍSTICAS	 1 pc		LB	456.6	CF	30.76
DETAILS DETALLES	TWO SEPARATELY OPENABLE END EXTENSIONS 2 EXTENSIONES LATERALES QUE SE PUEDEN ABRIR INDIVIDUALMENTE					

BASE/FRAME BASE/ESTRUCTURA			TOP AND EXTENSION TAPA Y EXTENSIÓN		\$
met. met.	<input type="checkbox"/> P46M	MATT PEARL BEIGE PEARL BEIGE MATE	cer. (g) cer. (v)	<input type="checkbox"/> P14C BRONZE BRONZE	8,316.00
			<input type="checkbox"/> P18C CALACATTA BLACK MARBLE MÁRMOL CALACATTA NEGRO		
			<input type="checkbox"/> P32C WHITE TRAVERTINO TRAVERTINO BLANCO		
			cer. (g) cer. (v)	<input type="checkbox"/> P2C WHITE MARBLE MÁRMOL BLANCO	9,178.00
			<input type="checkbox"/> P31C CALACATTA PAONAZZO MARBLE MÁRMOL CALACATTA PAONAZZO		

VORTEX CS4108-FD 120 designer Calligaris Studio

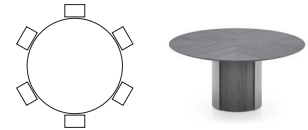
SIZE MEDIDAS	W A	47 1/4"	D P	47 1/4"	H H	29 3/8" (29 1/4")
CHARACTERISTICS CARACTERÍSTICAS	 1 pc		LB	144.4	CF	18.75



BASE BASE			TOP TAPA		\$
met. met.	<input type="checkbox"/> P15	MATT BLACK NEGRO MATE	temp.glass vidrio temp.	<input type="checkbox"/> GTR TRANSPARENT TRANSPARENTE	2,019.00
			temp.glass vidrio temp.	<input type="checkbox"/> GTG SMOKE GREY GRIS AHUMADO	2,220.00
			cer. (g) cer. (v)	<input checked="" type="checkbox"/> P32C WHITE TRAVERTINO TRAVERTINO BLANCO	4,272.00
met. met.	<input checked="" type="checkbox"/> P46M	MATT PEARL BEIGE PEARL BEIGE MATE	temp.glass vidrio temp.	<input type="checkbox"/> GTR TRANSPARENT TRANSPARENTE	2,460.00
			temp.glass vidrio temp.	<input type="checkbox"/> GTG SMOKE GREY GRIS AHUMADO	2,661.00
			cer. (g) cer. (v)	<input checked="" type="checkbox"/> P32C WHITE TRAVERTINO TRAVERTINO BLANCO	4,713.00

NEW YOROI CS4150-FD 140 designer Busetti Garuti Redaelli

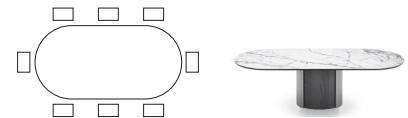
SIZE MEDIDAS	W A	55 1/2"	D P	55 1/2"	H H	30 " (28 ")
CHARACTERISTICS CARACTERÍSTICAS	 1 pc		LB	282.9	CF	18.93



BASE/INSERT BASE/INSERTO			TOP TAPA		\$
met. met. / fin. acab.	<input type="checkbox"/> P15 / <input type="checkbox"/> P15L	MATT BLACK NEGRO MATE / MATT BLACK NEGRO MATE	cer. (g) cer. (v)	<input type="checkbox"/> P9C SILK WHITE MARBLE MÁRMOL SILK WHITE	6,939.00
			<input type="checkbox"/> P27C GOLDEN STATUARY MARBLE MÁRMOL STATUARIO ORO		
			<input type="checkbox"/> P28C BLACK STATUARY MARBLE MÁRMOL STATUARIO NEGRO		
			inlaid ash ven. cha. fr. con incrustaciones	<input type="checkbox"/> P15L MATT BLACK NEGRO MATE	7,024.00

NEW YOROI CS4150-FE 200 designer Busetti Garuti Redaelli

SIZE MEDIDAS	W A	78 3/4"	D P	39 3/8"	H H	30 " (28 ")
CHARACTERISTICS CARACTERÍSTICAS	 1 pc		LB	489.6	CF	30.76

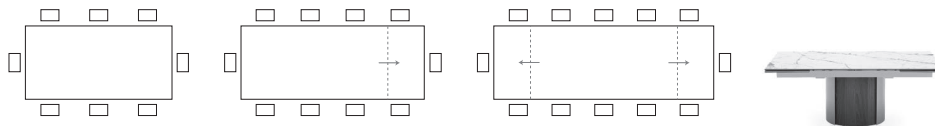


BASE/INSERT BASE/INSERTO			TOP TAPA		\$
met. met. / cannulated ven. cha. acanalado	<input type="checkbox"/> P15 / <input type="checkbox"/> P15L	MATT BLACK NEGRO MATE / MATT BLACK NEGRO MATE	cer. (g) cer. (v)	<input type="checkbox"/> P28C BLACK STATUARY MARBLE MÁRMOL STATUARIO NEGRO	8,742.00

EXTENDING AND NON-EXTENDING TABLES MESAS FIJAS Y EXTENSIBLES

NEW

YOROI CS4150-R 200 designer Busetti Garuti Redaelli



SIZE MEDIDAS
W 78¾" | **D** 39¾" | **H** 29¾" |
A (98½") | **P** | **H** (25¼") |
(118 ⅜")

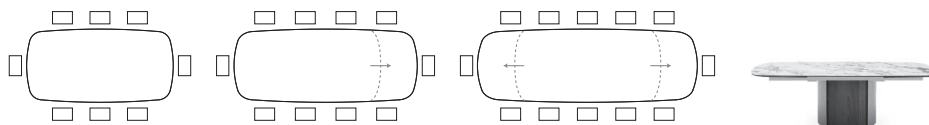
CHARACTERISTICS CARACTERÍSTICAS
LB 499.3 | **CF** 30.16 |

DETAILS DETALLES
 TWO SEPARATELY OPENABLE END EXTENSIONS
 2 EXTENSIONES LATERALES QUE SE PUEDEN ABRIR INDIVIDUALMENTE

BASE/INSERT BASE/INSERTO		TOP AND EXTENSION TAPA Y EXTENSIÓN		\$
met. met. / cannulated ven. cha. acanalado	<input type="checkbox"/> P46M / <input type="checkbox"/> P1GW	MATT PEARL BEIGE PEARL BEIGE MATE / CANALETTO WALNUT NOGAL CANALETTO	cer. (g) cer. (v) <input type="checkbox"/> P14C BRONZE BRONZE	10,293.00
			cer. (g) cer. (v) <input type="checkbox"/> P27C GOLDEN STATUARY MARBLE MÁRMOL STATUARIO ORO	11,077.00
			<input type="checkbox"/> P28C BLACK STATUARY MARBLE MÁRMOL STATUARIO NEGRO	

NEW

YOROI CS4150-S 200 designer Busetti Garuti Redaelli



SIZE MEDIDAS
W 78¾" | **D** 39¾" | **H** 29¾" |
A (97¾") | **P** | **H** (25¼") |
(116 ⅜")

CHARACTERISTICS CARACTERÍSTICAS
LB 453.7 | **CF** 24.40 |

DETAILS DETALLES
 TWO SEPARATELY OPENABLE END EXTENSIONS
 2 EXTENSIONES LATERALES QUE SE PUEDEN ABRIR INDIVIDUALMENTE

BASE/INSERT BASE/INSERTO		TOP AND EXTENSION TAPA Y EXTENSIÓN		\$
met. met. / cannulated ven. cha. acanalado	<input type="checkbox"/> P46M / <input type="checkbox"/> P1GW	MATT PEARL BEIGE PEARL BEIGE MATE / CANALETTO WALNUT NOGAL CANALETTO	cer. (g) cer. (v) <input type="checkbox"/> P14C BRONZE BRONZE	11,243.00
			<input type="checkbox"/> P18C CALACATTA BLACK MARBLE MÁRMOL CALACATTA NEGRO	
			<input type="checkbox"/> P32C WHITE TRAVERTINO TRAVERTINO BLANCO	
			cer. (g) cer. (v) <input type="checkbox"/> P2C WHITE MARBLE MÁRMOL BLANCO	12,014.00
			<input type="checkbox"/> P31C CALACATTA PAONAZZO MARBLE MÁRMOL CALACATTA PAONAZZO	

COFFEE TABLES MESITAS FIJAS

ABREY CS5137-A designer Buratti

SIZE MEDIDAS **W** 19 3/4" | **D** 19 3/4" | **H** 19 3/4" |
 CHARACTERISTICS CARACTERÍSTICAS  1 pc |  LB 20.9 | CF 1.41 |



FRAME ESTRUCTURA	TOP TAPA	\$
ash. fr. <input type="checkbox"/> P12 SMOKE SMOKE	cer. (g) cer. (v) <input type="checkbox"/> P18C CALACATTA BLACK MARBLE MÁRMOL CALACATTA NEGRO	923.00
<input type="checkbox"/> P15L MATT BLACK NEGRO MATE	cer. (g) cer. (v) <input type="checkbox"/> P2C WHITE MARBLE MÁRMOL BLANCO	963.00

ABREY CS5137-B designer Buratti

SIZE MEDIDAS **W** 35 1/2" | **D** 35 1/2" | **H** 15 3/4" |
 CHARACTERISTICS CARACTERÍSTICAS  1 pc |  LB 57.8 | CF 2.83 |



FRAME ESTRUCTURA	TOP TAPA	\$
ash. fr. <input type="checkbox"/> P12 SMOKE SMOKE	cer. (g) cer. (v) <input type="checkbox"/> P18C CALACATTA BLACK MARBLE MÁRMOL CALACATTA NEGRO	1,372.00
<input type="checkbox"/> P15L MATT BLACK NEGRO MATE	cer. (g) cer. (v) <input type="checkbox"/> P2C WHITE MARBLE MÁRMOL BLANCO	1,548.00

ABREY CS5137-C designer Buratti

SIZE MEDIDAS **W** 51 1/4" | **D** 31 1/2" | **H** 13 7/8" |
 CHARACTERISTICS CARACTERÍSTICAS  1 pc |  LB 76.1 | CF 3.50 |



FRAME ESTRUCTURA	TOP TAPA	\$
ash. fr. <input type="checkbox"/> P15L MATT BLACK NEGRO MATE	cer. (g) cer. (v) <input type="checkbox"/> P2C WHITE MARBLE MÁRMOL BLANCO	1,740.00

ARENA CS5118-P designer Orlandini e Radice



SIZE MEDIDAS **W** 16 5/8" | **D** 16 5/8" | **H** 17 3/4" |
 CHARACTERISTICS CARACTERÍSTICAS  1 pc |  LB 20.5 | CF 3.19 |



DETAILS DETALLES THE REMOVABLE TOP CAN BE USED AS A TRAY BANDEJA EXTRAÍBLE

FRAME ESTRUCTURA	TOP/EDGE TAPA/BORDE	\$
met. met. <input type="checkbox"/> P15 MATT BLACK NEGRO MATE	lacq. lac. / regen.lth <input type="checkbox"/> P15L / <input type="checkbox"/> R04 MATT BLACK NEGRO MATE / COGNAC COÑAC reg. cuero	813.00

ARENA CS5118-M designer Orlandini e Radice

SIZE MEDIDAS **W** 28 1/4" | **D** 28 1/4" | **H** 13 7/8" |
 CHARACTERISTICS CARACTERÍSTICAS  1 pc |  LB 25.4 | CF 4.59 |



FRAME ESTRUCTURA	TOP/EDGE TAPA/BORDE	\$
met. met. <input type="checkbox"/> P15 MATT BLACK NEGRO MATE	lacq. lac. / regen.lth <input type="checkbox"/> P15L / <input type="checkbox"/> R04 MATT BLACK NEGRO MATE / COGNAC COÑAC reg. cuero	1,116.00


COFFEE TABLES MESITAS FIJAS

MUSHROOM CS5140-A designer Bernhardt&Vella

SIZE
MEDIDAS

W 20¾" | D 18¾" | H 19¾" |
A | P | H

CHARACTERISTICS
CARACTERÍSTICAS

 1 pc |  LB 51.8 | CF 2.40

DETAILS
DETALLES

CAST GLASS TOP, SMOOTH ON THE SURFACE AND EMBOSSED ON THE LOWER PART
TAPA DE CRISTAL FUNDIDO, LISO EN LA SUPERFICIE Y GOFRADO EN LA PARTE INFERIOR





FRAME ESTRUCTURA			TOP TAPA				\$	
ven.fin. cha.acab.	<input checked="" type="checkbox"/> P1GW	CANALETTO WALNUT NOGAL CANALETTO	cer. (g) cer. (v)	<input checked="" type="checkbox"/> P32C	WHITE TRAVERTINO TRAVERTINO BLANCO		1,552.00	
	<input type="checkbox"/> P12	SMOKE SMOKE	temp.glass vidrio temp.	<input type="checkbox"/> GM2	BRONZE BRONCE	<input type="checkbox"/> GM3	TRANSPARENT SMOKE GREY GRIS AHUMADO TRANSPARENTE	1,630.00

MUSHROOM CS5140-B designer Bernhardt&Vella

SIZE
MEDIDAS

W 43¾" | D 34¾" | H 14¾" |
A | P | H

CHARACTERISTICS
CARACTERÍSTICAS

 1 pc |  LB 129.0 | CF 7.03

DETAILS
DETALLES


CAST GLASS TOP, SMOOTH ON THE SURFACE AND EMBOSSED ON THE LOWER PART
TAPA DE CRISTAL FUNDIDO, LISO EN LA SUPERFICIE Y GOFRADO EN LA PARTE INFERIOR



FRAME ESTRUCTURA			TOP TAPA				\$	
ven.fin. cha.acab.	<input checked="" type="checkbox"/> P1GW	CANALETTO WALNUT NOGAL CANALETTO	cer. (g) cer. (v)	<input checked="" type="checkbox"/> P32C	WHITE TRAVERTINO TRAVERTINO BLANCO		2,317.00	
	<input type="checkbox"/> P12	SMOKE SMOKE	temp.glass vidrio temp.	<input type="checkbox"/> GM2	BRONZE BRONCE	<input type="checkbox"/> GM3	TRANSPARENT SMOKE GREY GRIS AHUMADO TRANSPARENTE	2,447.00

MIRRORS ESPEJOS

BEVEL CS5139-R designer Roccadadria

SIZE MEDIDAS	W A	35½"	D P	0⅞"	H H	70⅞"
CHARACTERISTICS CARACTERÍSTICAS	 1 pc		LB	86.9	CF	4.77


DETAILS
DETALLES

MIRROR TO BE FITTED HORIZONTALLY OR VERTICALLY TO THE WALL
ESPEJO COLGABLE A LA PARED TANTO EN HORIZONTAL COMO EN VERTICAL



MIRROR ESPEJO					\$
glass vidrio	<input type="checkbox"/> GMB	BRONZE MIRROR ESPEJO BRONCE			1,427.00
	<input type="checkbox"/> GMG	GREY MIRROR ESPEJO GRIS			

BEVEL CS5139-Q designer Roccadadria

SIZE MEDIDAS	W A	47¼"	D P	0⅞"	H H	47¼"
CHARACTERISTICS CARACTERÍSTICAS	 1 pc		LB	77.6	CF	4.27


DETAILS
DETALLES

MIRROR TO BE FITTED HORIZONTALLY OR VERTICALLY TO THE WALL
ESPEJO COLGABLE A LA PARED TANTO EN HORIZONTAL COMO EN VERTICAL



MIRROR ESPEJO					\$
glass vidrio	<input type="checkbox"/> GMB	BRONZE MIRROR ESPEJO BRONCE			1,333.00
	<input type="checkbox"/> GMG	GREY MIRROR ESPEJO GRIS			

VANITY CS5111-P designer Busetti Garuti Redaelli

SIZE MEDIDAS	W A	35½"	D P	1½"	H H	25⅝"
CHARACTERISTICS CARACTERÍSTICAS	 1 pc		LB	18.1	CF	1.81


DETAILS
DETALLES

MIRROR TO BE FITTED HORIZONTALLY OR VERTICALLY TO THE WALL
ESPEJO COLGABLE A LA PARED TANTO EN HORIZONTAL COMO EN VERTICAL



MIRROR ESPEJO			METAL ELEMENT ELEMENTO DE METAL			\$
glass vidrio	<input type="checkbox"/> GMR	MIRROR ESPEJO	met. met.	<input type="checkbox"/> P15	MATT BLACK NEGRO MATE	564.00
glass vidrio	<input type="checkbox"/> GMB	BRONZE MIRROR ESPEJO BRONCE	met. met.	<input type="checkbox"/> P175	POLISHED BRASS LATÓN BRILLO	599.00

VANITY CS5111-G designer Busetti Garuti Redaelli

SIZE MEDIDAS	W A	74⅞"	D P	1½"	H H	23⅝"
CHARACTERISTICS CARACTERÍSTICAS	 1 pc		LB	39.9	CF	3.45

DETAILS
DETALLES

MIRROR TO BE FITTED HORIZONTALLY OR VERTICALLY TO THE WALL
ESPEJO COLGABLE A LA PARED TANTO EN HORIZONTAL COMO EN VERTICAL



MIRROR ESPEJO			METAL ELEMENTS ELEMENTO DE METAL			\$
glass vidrio	<input type="checkbox"/> GMR	MIRROR ESPEJO	met. met.	<input type="checkbox"/> P15	MATT BLACK NEGRO MATE	844.00
glass vidrio	<input type="checkbox"/> GMB	BRONZE MIRROR ESPEJO BRONCE	met. met.	<input type="checkbox"/> P175	POLISHED BRASS LATÓN BRILLO	907.00

HORIZION CABINETS MUEBLES HORIZON

HORIZON CS6017-1A designer MarelliMolteni

SIZE MEDIDAS	W A	82¾"	D P	19¾"	H H	29¼"	
CHARACTERISTICS CARACTERÍSTICAS		1 pc		LB	250.0	CF	33.37

DETAILS
DETALLES

SIDEBOARD WITH 2 SIDE DOORS IN FOLDING VENEER - 2 CENTRAL PUSH-PULL HANDLELESS DOORS - TOP CENTRAL DRAWER WITH ASSISTED CLOSING MECHANISM - RECTANGULAR CHROMED OR LAQUERED METAL BASE - 2"X3/4" SECTIONS - HEIGHT FROM GROUND 8 1/4" - INCLUDES ONE TRANSPARENT TEMPERED GLASS SHELF FOR EACH SIDE COMPARTMENT - TOP FROSTED GLASS OR CERAMIC PANEL
MUEBLE CON 2 PUERTAS LATERALES EN FOLDING. - 2 PUERTAS CENTRALES SIN TIRADOR CON SISTEMA DE APERTURA PUSH-PULL. - CAJÓN CENTRAL SUPERIOR CON SISTEMA DE CIERRE ASISTIDO. - BASE EN METAL CROMADO O LACADO DE SECCIÓN RECTANGULAR 5X2 CM Y CON ALTURA DESDE SUELO 21 CM. - INCLUYE UN ESTANTE DE VIDRIO TEMPLADO TRANSPARENTE POR CADA VANO LATERAL.



FRAME/DOORS/DRAWERS	TOP TAPA	BASE BASE	\$
lacq. lac. <input type="checkbox"/> P94 MATT OPTIC WHITE BLANCO OPTICO MATE	temp.glass vidrio <input type="checkbox"/> GEW FROSTED EXTRACLEAR SERIGRAFIADO EXTRACLARO	met. met. <input type="checkbox"/> P15 MATT BLACK NEGRO MATE <input type="checkbox"/> P77 CHROMED CROMADO	3,816.00
	ceramic cerámica <input type="checkbox"/> P2C WHITE MARBLE MÁRMOL BLANCO	met. met. <input type="checkbox"/> P15 MATT BLACK NEGRO MATE <input type="checkbox"/> P77 CHROMED CROMADO	5,028.00
wlnt ven. cha. no. <input type="checkbox"/> P201 WALNUT NOGAL	temp.glass vidrio <input type="checkbox"/> GEW FROSTED EXTRACLEAR SERIGRAFIADO EXTRACLARO	met. met. <input type="checkbox"/> P15 MATT BLACK NEGRO MATE <input type="checkbox"/> P77 CHROMED CROMADO	4,192.00
	ceramic cerámica <input type="checkbox"/> P2C WHITE MARBLE MÁRMOL BLANCO	met. met. <input type="checkbox"/> P15 MATT BLACK NEGRO MATE <input type="checkbox"/> P77 CHROMED CROMADO	5,404.00

LAKE CS6076-1 designer Busetti Garuti Redaelli

SIZE MEDIDAS	W A	70¾"	D P	19"	H H	30¾"	
CHARACTERISTICS CARACTERÍSTICAS		1 pc		LB	264.4	CF	28.22



DETAILS
DETALLES

SIDEBOARD WITH 3 COMPARTMENTS AND 4 DOORS - HANDLELESS DOORS WITH ASSISTED CLOSING MECHANISM - INCLUDES ONE MELAMINE SHELF PER COMPARTMENT - VARNISHED METAL BASE, HEIGHT FROM GROUND 7 1/8" - CERAMIC TOP (2/4" THICK)
APARADOR CON 3 VANOS Y 4 PUERTAS. PUERTAS SIN TIRADOR CON SISTEMA DE CIERRE ASISTIDO. - INCLUYE UN ESTANTE DE MADERA ENNOBLECIDA POR CADA VANO. - BASE DE METAL BARNIZADO, ALTURA DEL SUELO 18 CM. - TAPA EN CERÁMICA (ESPESOR 12 MM).



FRAME ESTRUCTURA	TOP TAPA	BASE BASE	\$
ven.fin. cha.acab. <input type="checkbox"/> P12 SMOKE SMOKE	ceramic cerámica <input type="checkbox"/> P14C BRONZE BRONZE	met. met. <input type="checkbox"/> P15 MATT BLACK NEGRO MATE	7,186.00
	ceramic cerámica <input type="checkbox"/> P9C SILK WHITE MARBLE MÁRMOL SILK WHITE	met. met. <input type="checkbox"/> P15 MATT BLACK NEGRO MATE	7,510.00

LAKE CS6076-3 designer Busetti Garuti Redaelli

SIZE MEDIDAS	W A	88¾"	D P	21¾"	H H	30¾"	
CHARACTERISTICS CARACTERÍSTICAS		1 pc		LB	323.4	CF	39.66

DETAILS
DETALLES


SIDEBOARD WITH 3 COMPARTMENTS AND 5 DOORS - HANDLELESS DOORS WITH ASSISTED CLOSING MECHANISM - INCLUDES ONE MELAMINE SHELF PER COMPARTMENT - VARNISHED METAL BASE, HEIGHT FROM GROUND 7 1/8" - CERAMIC TOP (2/4" THICK)
APARADOR CON 3 VANOS Y 5 PUERTAS. PUERTAS SIN TIRADOR CON SISTEMA DE CIERRE ASISTIDO. - INCLUYE UN ESTANTE DE MADERA ENNOBLECIDA POR CADA VANO. - BASE DE METAL BARNIZADO, ALTURA DEL SUELO 18 CM. - TAPA EN CERÁMICA (ESPESOR 12 MM).



FRAME ESTRUCTURA	TOP TAPA	BASE BASE	\$
ven.fin. cha.acab. <input type="checkbox"/> P12 SMOKE SMOKE	ceramic cerámica <input type="checkbox"/> P14C BRONZE BRONZE	met. met. <input type="checkbox"/> P15 MATT BLACK NEGRO MATE	8,668.00
	ceramic cerámica <input type="checkbox"/> P9C SILK WHITE MARBLE MÁRMOL SILK WHITE	met. met. <input type="checkbox"/> P15 MATT BLACK NEGRO MATE	9,024.00

RUGS ALFOMBRAS


CONNECT CS7255-A

SIZE MEDIDAS	W A	67"	D P	90 1/2"	H H	0 1/2"
CHARACTERISTICS CARACTERÍSTICAS			LB	19.8	CF	2.47
DETAILS DETALLES	MACHINE MADE WOVEN RUG - 63% RECYCLED PET 37% CORN STARCH ALFOMBRA TEJIDO A MÁQUINA - 63% PET RECICLADO 37% ALMIDÓN DE MAÍZ					



CODE CÓDIGO	MATERIAL/COLOR MATERIAL/COLOR	\$
CSM7255001	<input type="checkbox"/> corn starch/polyester almidón de maíz/poliéster BEIGE BEIGE	1,668.00

CONNECT CS7255-B

SIZE MEDIDAS	W A	78 1/2"	D P	118 1/2"	H H	0 1/2"
CHARACTERISTICS CARACTERÍSTICAS			LB	30.9	CF	2.47
DETAILS DETALLES	MACHINE MADE WOVEN RUG - 63% RECYCLED PET 37% CORN STARCH ALFOMBRA TEJIDO A MÁQUINA - 63% PET RECICLADO 37% ALMIDÓN DE MAÍZ					



CODE CÓDIGO	MATERIAL/COLOR MATERIAL/COLOR	\$
CSM7255002	<input type="checkbox"/> corn starch/polyester almidón de maíz/poliéster BEIGE BEIGE	2,274.00

BEDROOM FURNITURE MUEBLES ZONA NOCHE

BOSTON CS6046-F designer Gino Carollo

SIZE MEDIDAS	W A	24 1/8"	D P	17 3/4"	H H	19 3/4"	
CHARACTERISTICS CARACTERÍSTICAS		1 pc		LB	59.5	CF	6.04

DETAILS
DETALLES

2 DRAWER NIGHTSTAND - MATCHING FINISHES FOR TOP, FRAME AND DRAWERS - HANDLELESS DRAWERS WITH PUSH-PULL SYSTEM - 2 DRAWERS 6 7/8" HIGH FRONTS - ALUMINUM OR WOODEN FEET
MESILLA DE NOCHE CON 2 CAJONES. - CAJONES SIN TIRADOR CON SISTEMA DE APERTURA PUSH-PULL. - 2 CAJONES CON ALTURA FRONTAL DE 17,4 CM. - PATITAS DE MADERA O ALUMINIO.



FRAME ESTRUCTURA	BASE BASE	\$
ven.fin. cha.acab. <input type="checkbox"/> P12 SMOKE SMOKE	ash. fr. <input type="checkbox"/> P12 SMOKE SMOKE	1,215.00

BOSTON CS6046-F C designer Gino Carollo

SIZE MEDIDAS	W A	24 1/8"	D P	17 3/4"	H H	20"	
CHARACTERISTICS CARACTERÍSTICAS		1 pc		LB	69.9	CF	6.57

DETAILS
DETALLES

2 DRAWER NIGHTSTAND - HANDLELESS DRAWERS WITH PUSH-PULL SYSTEM - 2 DRAWERS 6 7/8" HIGH FRONTS - ALUMINUM OR WOODEN FEET - CERAMIC TOP - 1/4" THICK
MESILLA DE NOCHE CON 2 CAJONES. - CAJONES SIN TIRADOR CON SISTEMA DE APERTURA PUSH-PULL. - 2 CAJONES CON ALTURA FRONTAL DE 17,4 CM. - PATITAS DE MADERA O ALUMINIO. - TAPA EN CERÁMICA ESPESOR 6 MM.



FRAME ESTRUCTURA	TOP TAPA	BASE BASE	\$
ven.fin. cha.acab. <input type="checkbox"/> P12 SMOKE SMOKE	ceramic cerámica <input type="checkbox"/> P2C WHITE MARBLE MÁRMOL BLANCO	ash. fr. <input type="checkbox"/> P12 SMOKE SMOKE	1,523.00

BOSTON CS6046-HZ designer Gino Carollo

SIZE MEDIDAS	W A	63"	D P	19 3/4"	H H	27 7/8"	
CHARACTERISTICS CARACTERÍSTICAS		1 pc		LB	210.8	CF	22.55

DETAILS
DETALLES

6 DRAWER DRESSER - HANDLELESS DRAWERS WITH PUSH-PULL SYSTEM - 7 DRAWERS 7 2/8" HIGH FRONTS - ALUMINUM OR WOODEN FEET - ALUMINUM OR WOODEN FEET
MATCHING FINISHES FOR TOP, FRAME AND DRAWERS
CAJONERA CON 6 CAJONES. - CAJONES SIN TIRADOR CON SISTEMA DE APERTURA PUSH-PULL. - 7 CAJONES CON ALTURA FRONTAL DE 18,4 CM. - PATITAS DE MADERA O ALUMINIO.



FRAME ESTRUCTURA	BASE BASE	\$
ven.fin. cha.acab. <input type="checkbox"/> P12 SMOKE SMOKE	ash. fr. <input type="checkbox"/> P12 SMOKE SMOKE	3,174.00

BOSTON CS6046-HZ C designer Gino Carollo

SIZE MEDIDAS	W A	63"	D P	19 3/4"	H H	28 1/8"	
CHARACTERISTICS CARACTERÍSTICAS		1 pc		LB	240.4	CF	23.96

DETAILS
DETALLES

6 DRAWER DRESSER - HANDLELESS DRAWERS WITH PUSH-PULL SYSTEM - 8 DRAWERS 7 2/8" HIGH FRONTS - ALUMINUM OR WOODEN FEET - CERAMIC TOP - 1/4" THICK
CAJONERA CON 6 CAJONES. - CAJONES SIN TIRADOR CON SISTEMA DE APERTURA PUSH-PULL. - 8 CAJONES CON ALTURA FRONTAL DE 18,4 CM. - PATITAS DE MADERA O ALUMINIO. - TAPA EN CERÁMICA ESPESOR 6 MM.

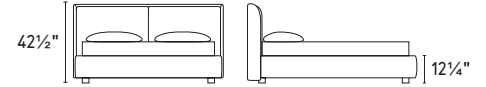


FRAME ESTRUCTURA	TOP TAPA	BASE BASE	\$
ven.fin. cha.acab. <input type="checkbox"/> P12 SMOKE SMOKE	ceramic cerámica <input type="checkbox"/> P2C WHITE MARBLE MÁRMOL BLANCO	ash. fr. <input type="checkbox"/> P12 SMOKE SMOKE	3,876.00

BEDS CAMAS

DOLLY CS6086

designer DL5M



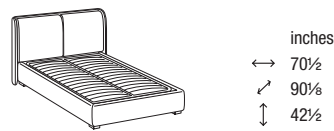
WOODEN FEET - P15 MATT BLACK - H 2 3/8"
PIES DE MADERA - P15 NEGRO MATE - H 2 3/8"

CS6086 DTBK0X3



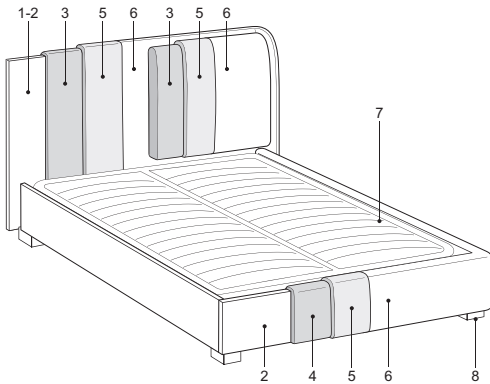
KING-SIZE BED FOR A 76"x79 7/8" WOODEN SLAT SYSTEM
CAMA KING SIZE PARA SOMIER DE 76"x79 7/8"

CS6086 DTBQ0X3



QUEEN-SIZE BED FOR A 60 1/4"x79 7/8" WOODEN SLAT SYSTEM
CAMA QUEEN SIZE PARA SOMIER DE 60 1/4"x79 7/8"

TECHNICAL SPECIFICATIONS DATOS TÉCNICOS



1. Solid wood
 2. Chipboard panels frame
 3. Headboard Polyurethane foam D.25
 4. Bedframe Polyurethane foam D.30
 5. Cover in velveteen and synthetic fiber
 6. Cover
 7. Wooden slat system
 8. Feet
1. Madera maciza
 2. Panel de partículas de madera
 3. Poliuretano expandido cabecero D.25
 4. Poliuretano expandido aro de cama D.30
 5. Forro en poliéster resinado acoplado con terciopelo
 6. Revestimiento
 7. Somier
 8. Pies

Code	Box	Cf	Lb	Dimensions inches WxDxH
DTBK0X3	1	20,08	134,5	90 1/2 x 9 1/2 x 40 1/2
	1	8,62	77,2	93 3/4 x 15" x 10 5/8
DTBQ0X3	1	14,73	105,8	75 1/4 x 8 1/4 x 41"
	1	8,62	77,2	93 3/4 x 15" x 10 5/8

NOTES NOTAS

1. Headboard cushions and bedframe with fully removable covers. Cabecero, cojines y aro de cama desenfundables.
2. Headboard back fully finished in fabric. Parte posterior del cabecero de tejido totalmente rematado.
3. Option of adjusting the height of the wooden slat system on which the mattress. Posibilidad de ajustar la altura del somier sobre el que descansa el colchón.

FIXED WOODEN SLAT SYSTEM SOMIERES FIJOS



WOODEN SLAT SYSTEM 60 1/4"x79 7/8"



Orthopedic 1 3/4"x1 1/4" tubular steel frame with rounded corners and orthopedic top with 2 5/8" multilayer wooden slats - Adjustable in 5 different positions with a lift height of 5 3/4" - It features a fabric handle and removable mattress-holding arches - Epoxide powder paint in anthracite grey color.

WOODEN SLAT SYSTEM 76"x79 7/8"

Orthopedic 1 3/4"x1 1/4" tubular steel frame, made of two half wooden slat systems, and orthopedic top with 2 5/8" multilayer wooden slats - Adjustable in 5 different positions with a lift height of 5 3/4" - The 2 half wooden slat systems are connected and supported by two adjustable central feet - Epoxide powder paint in anthracite grey color.

BEDS CAMAS



DOLLY CS6086 DTBK0X3 designer Daniele Lo Scalzo Moscheri

SIZE MEDIDAS	W A	86¼"	D P	90¼"	H H	42⅝" (12¼")
CHARACTERISTICS CARACTERÍSTICAS	 1 pc		LB	297.2	CF	33.16
DETAILS DETALLES	FIXED WOODEN SLAT SYSTEM INCLUDED IN THE PRICE SOMIER FIJO INCLUIDO EN EL PRECIO					



FEET PATITAS				HEADBOARD CABECERA	\$
wood madera	<input type="checkbox"/> P15L	MATT BLACK NEGRO MATE	Voss Voss / Bouclé	<input type="checkbox"/> S9F / <input type="checkbox"/> SLV	WHITE BLANCO / HEMP CÁÑAMO
			Bouclé		5,761.00

DOLLY CS6086 DTBQ0X3 designer Daniele Lo Scalzo Moscheri

SIZE MEDIDAS	W A	70½"	D P	90¼"	H H	42⅝" (12¼")
CHARACTERISTICS CARACTERÍSTICAS	 1 pc		LB	253.5	CF	30.89
DETAILS DETALLES	FIXED WOODEN SLAT SYSTEM INCLUDED IN THE PRICE SOMIER FIJO INCLUIDO EN EL PRECIO					



FEET PATITAS				HEADBOARD CABECERA	\$
wood madera	<input type="checkbox"/> P15L	MATT BLACK NEGRO MATE	Voss Voss / Bouclé	<input type="checkbox"/> S9F / <input type="checkbox"/> SLV	WHITE BLANCO / HEMP CÁÑAMO
			Bouclé		5,034.00

BEDS CAMAS

FLUFF CS6087

designer DLSM



METAL FEET - P15 MATT BLACK - H 6 1/4
METAL PIES - P15 NEGRO MATE - H 6 1/4

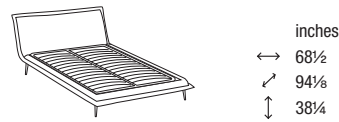


CS6087 DTBK0F3



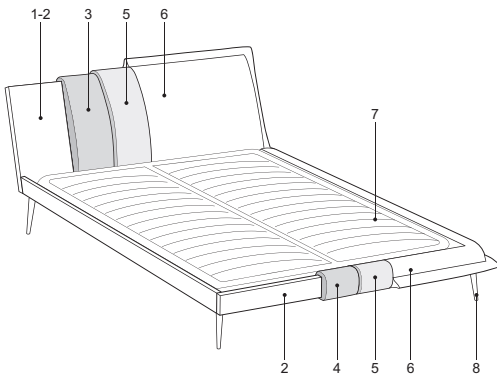
KING-SIZE BED FOR A 76x79 7/8" WOODEN SLAT SYSTEM
CAMA KING SIZE PARA SOMIER DE 76X79 7/8"

CS6087 DTBQ0F3



QUEEN-SIZE BED FOR A 60 1/4 x 79 7/8" WOODEN SLAT SYSTEM
CAMA QUEEN SIZE PARA SOMIER DE 60 1/4 x 79 7/8"

TECHNICAL SPECIFICATIONS DATOS TÉCNICOS



1. Solid wood
 2. Chipboard panels frame
 3. Headboard Polyurethane foam D.25
 4. Bedframe Polyurethane foam D.30
 5. Cover in velveteen and synthetic fiber
 6. Cover
 7. Wooden slat system
 8. Feet
1. Madera maciza
 2. Panel de partículas de madera
 3. Poliuretano expandido cabecero D.25
 4. Poliuretano expandido aro de cama D.30
 5. Forro en poliéster resinado acoplado con terciopelo
 6. Revestimiento
 7. Somier
 8. Pies

Code	Box	Cf	Lb	Dimensions inches WxDxH
DTBK0F3	1	13,2	55,1	92 1/2 x 5 7/8 x 41 3/4
	1	6,35	35,3	93 3/4 x 11" x 10 5/8
DTBQ0F3	1	8,67	44,1	79 1/2 x 5 7/8 x 31 1/8
	1	6,35	35,3	93 3/4 x 11" x 10 5/8

NOTES NOTAS

1. Headboard and bedframe with fully removable covers. Cabecero y aro de cama desenfundables.
2. Headboard back fully finished in fabric. Parte posterior del cabecero de tejido totalmente rematado.

FIXED WOODEN SLAT SYSTEM SOMIERES FIJOS



WOODEN SLAT SYSTEM 60 1/4" x 79 7/8"

Orthopedic 1 3/4 x 1 1/4" tubular steel frame with rounded corners and orthopedic top with 2 5/8" multilayer wooden slats - Adjustable in 5 different positions with a lift height of 5 3/4" - It features a fabric handle and removable mattress-holding arches - Epoxide powder paint in anthracite grey color.

WOODEN SLAT SYSTEM 76" x 79 7/8"

Orthopedic 1 3/4 x 1 1/4" tubular steel frame, made of two half wooden slat systems, and orthopedic top with 2 5/8" multilayer wooden slats - Adjustable in 5 different positions with a lift height of 5 3/4" - The 2 half wooden slat systems are connected and supported by two adjustable central feet - Epoxide powder paint in anthracite grey color.

BEDS CAMAS

SOFTLY CS6054

designer Ghostudio



WOODEN FEET - P12 SMOKE - H 2 3/8"
PIES DE MADERA - P12 SMOKE - H 2 3/8"



CS6054 DTMK0X3



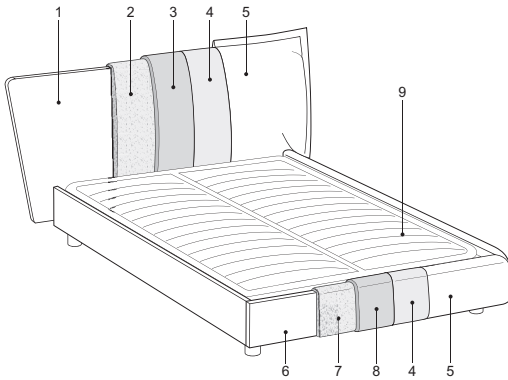
KING-SIZE BED FOR A 76"x79 1/2" WOODEN SLAT SYSTEM
CAMA KING SIZE PARA SOMIER DE 76"x79 1/2"

CS6054 DTMQ0X3



QUEEN-SIZE BED FOR A 60 1/4"x79 1/2" WOODEN SLAT SYSTEM
CAMA QUEEN SIZE PARA SOMIER DE 60 1/4"x79 1/2"

TECHNICAL SPECIFICATIONS DATOS TÉCNICOS



1. Chipboard panels frame
 2. Polyurethane foam D18
 3. Polyester resin hood
 4. Cover in velveteen and synthetic fiber
 5. Cover
 6. MDF panel
 7. Polyurethane foam D40
 8. Polyester resin
 9. Wooden slat system
1. Panel de partículas de madera
 2. Poliuretano espanso D18
 3. Capa de poliéster resinato
 4. Forro en poliéster resinado acoplado con terciopelo
 5. Revestimiento
 6. Panel de MDF
 7. Poliuretano espanso D40
 8. Poliéster resinado
 9. Somier

Code	Box	Cf	Lb	Dimensions inches WxDxH
DTMK0X3	1	20,84	101	98 1/2" x 40 1/2" x 9"
	1	15,54	117	93 1/4" x 20 1/2" x 14 1/2"
	1	7,06	64	4" x 38 5/8" x 80 3/8"
DTMQ0X3	1	19,07	75	90 1/2" x 40 1/2" x 9"
	1	15,54	110	93 1/4" x 20 1/2" x 14 1/2"
	1	5,65	53	2" x 60 5/8" x 80 3/8"

NOTES NOTAS

1. Headboard cushions and bedframe with fully removable covers. Cabecero, cojines y aro de cama desfundables.
2. Headboard back fully finished in fabric. Parte posterior del cabecero de tejido totalmente rematado.
3. Option of adjusting the height of the wooden slat system on which the mattress. Posibilidad de ajustar la altura del somier sobre el que descansa el colchón.

FIXED WOODEN SLAT SYSTEM SOMIERES FIJOS



WOODEN SLAT SYSTEM 60 1/4"x79 1/2"

Orthopedic 1 3/4"x1 1/4" tubular steel frame with rounded corners and orthopedic top with 2 5/8" multilayer wooden slats - Adjustable in 5 different positions with a lift height of 5 3/4" - It features a fabric handle and removable mattress-holding arches - Epoxide powder paint in anthracite grey color.

WOODEN SLAT SYSTEM 76"x79 1/2"

Orthopedic 1 3/4"x1 1/4" tubular steel frame, made of two half wooden slat systems, and orthopedic top with 2 5/8" multilayer wooden slats - Adjustable in 5 different positions with a lift height of 5 3/4" - The 2 half wooden slat systems are connected and supported by two adjustable central feet - Epoxide powder paint in anthracite grey color.

GENERAL SALES CONDITIONS

1. ACCEPTANCE.

The following Terms and Conditions of Sale shall apply to all orders by you ("Purchaser") for the purchase of furniture and other products ("Products") from Calligaris USA, Calligaris S.p.a. or their affiliates (collectively, "Calligaris"), as set forth in the confirmation of order. Upon Calligaris' confirmation of a Purchaser order, a firm contract for the purchase and sale of the Products will be formed between Calligaris and Customer, and shall incorporate all the terms set forth herein. These Terms and Conditions of Sale shall supersede any inconsistent or contrary terms and conditions indicated on the actual order or any other document supplied by the Purchaser. Calligaris reserves the right at any time and without notice to change these Terms and Conditions of Sale. A waiver of any one term or condition shall not be deemed a waiver of any other term or condition. Any attempt to alter this document or to enter an order for Products which are subject to additional and/or altered terms and conditions will become null and void, unless otherwise agreed to in a written agreement signed by both parties. Calligaris order confirmation shall become final if not objected to within 2 business days from receipt by Purchaser.

2. ORDERS.

All orders placed by Purchaser are subject to acceptance by Calligaris by way of a written order confirmation. Calligaris shall have the right, at its sole discretion, to refuse or cancel any orders placed. The Purchaser must advise Calligaris in writing of any errors or discrepancies in the order confirmation within 2 business days after the receipt of said confirmation. Changes to an order are subject to additional charges, if any, for materials, labor and other related costs and are on hold until written confirmation from Calligaris. Calligaris will endeavor to maintain the colors and shades of any Products but does not guarantee that there will not be slight differences between colors and shades from the catalogue or from one delivery to another delivery of Products. Calligaris cannot ensure the accuracy of color, grain or other characteristics of the Products.

3. PRICES, TAXES.

The prices indicated in the current Calligaris price list are full retail price or list prices suggested by the manufacturer. Prices and availability are subject to change without notice. Calligaris reserves the right to modify prices at any time. Unless otherwise agreed in writing, prices include packing, but do not include freight or delivery, in transit insurance, storage, service, taxes, customs duties (where applicable) or installation. All prices are EX WORKS the originating Calligaris warehouse (Manzano, Italy or Highpoint, North Carolina, as indicated in the order confirmation from time to time), loaded by Calligaris. Customer shall be responsible for any state or local tax (excluding taxes based on Calligaris' income or profits) that results from the transfer of title or sale or delivery of the Products purchased hereunder.

4. PAYMENTS.

Payment for all Products shall be made in U.S. currency to Calligaris in the manner and at the times specified in the Order Confirmation.

5. TITLE.

Until payment in full of the price of the Products and of all other sums payable by Purchaser to Calligaris, the property in the Products shall remain with Calligaris. Purchaser shall store and keep the Products in such a manner that they can be identified as being Calligaris property. Any resale of the Products shall be for Calligaris account and the proceeds thereof shall be Calligaris property. Purchaser hereby grants to Calligaris an irrevocable license to enter upon any of Purchaser premises for the purpose of repossessing the Products.

6. ASSEMBLY REQUIRED.

Some products will be delivered to Purchaser in factory-packed cartons for assembly by you. Calligaris shall not be required to assemble any such merchandise.

7. FORCE MAJEURE.

Calligaris shall not be responsible for delays, charges, damages, or failure to fulfill any obligation under the orders caused by Act of God, war, riot, acts of terrorism, strike, lockout, trade dispute or labor disturbance, accident, breakdown of plant or machinery, fire, flood, storm or difficulty in obtaining raw materials, failure or delay of suppliers, vendors, and subcontractors, interruption or unavailability of transportation by the usual common carriers, or any other cause beyond Calligaris' reasonable control, even if Calligaris knew, had reason to believe, or was advised of the possibility or probability of any such cause.

8. ARBITRATION, CHOICE OF LAW.

This Agreement shall be governed in accordance with the laws of the State of North Carolina, United States of America, without giving effect to any choice of law or conflict of law provisions or rules thereof. Any claim, dispute or controversy arising out of, relating to or concerning this General Sales Conditions shall be finally and exclusively settled in accordance with the Commercial Arbitration Rules of the American Arbitration Association by one (1) arbitrator appointed in accordance with said Rules. The arbitration shall be conducted in High Point, North Carolina. The award and any order of the arbitrator shall be in writing and shall be final and binding on all parties to such arbitration, and judgment thereon may be entered in any court having jurisdiction thereof. The cost of all arbitration proceedings (other than each party's own attorneys' fees and expert witness fees) shall be borne by the non-prevailing party, provided any party that fails or refuses to submit to arbitration following a proper demand hereunder by the other party shall bear all costs and expenses incurred by such other party (including such other party's reasonable attorneys' fees and expenses) in compelling arbitration of any dispute. The arbitrators shall not have the authority or power to modify or alter any express condition or provision of this General Sales Conditions or to render an award which by its terms has the effect of altering or modifying any express condition or provision hereof or to provide for or order discovery without the consent of the parties, and the arbitrator shall not have authority to award punitive, liquidated or exemplary damages.

9. ORGANIZATIONAL MODEL PURSUANT TO LEGISLATIVE DECREE 231/2001

The Manufacturer has adopted an organization, management and control model for the prevention of the risks of committing crimes pursuant to Legislative Decree 8 June 2001 n. 231, basing its business policy, among other things, on the basis of the principles established by its own Code of Ethics. The customer must read the code of ethics itself, adhere to and comply with these principles and procedures in the fulfilment of the obligations imposed on him by virtue of this contract.

CALLIGARIS ONE YEAR LIMITED WARRANTY

1. COVERAGE.

This Limited Warranty extends only to Products purchased and used within United States, Canada and Mexico.

2. DEFINITIONS.

“Calligaris” means, collectively, Calligaris Inc., Calligaris S.p.a. or one of their immediate affiliates.

“Calligaris Authorized Dealer” means any Calligaris authorized distributor, dealer or retailer, that (a) is duly authorized to do business in the jurisdiction where it sold the Product to the Buyer, (b) was authorized by Calligaris to sell Products in the jurisdiction where the Buyer bought the Product, (c) was permitted to sell the Product under the laws of the jurisdiction where the Buyer bought the Product, and (d) sold the Buyer the Product new and in its original packaging.

“Buyer” means the first person that purchased the Product in its original packaging from a Calligaris Authorized Dealer.

“Product” means a good or other item of merchandise manufactured or sourced by Calligaris and sold through Calligaris Authorized Dealers.

3. LIMITED WARRANTY.

a. Calligaris warrants its Products to be free from defects in materials and workmanship under normal use and service, provided that any allegedly defective Product has not been: (i) altered, modified or tampered with; (ii) used in contravention of operating instructions; (iii) subjected to abnormal use, misuse, abuse or neglect; (iv) improperly stored, handled, installed, assembled or damaged during installation or assembly; (v) cleaned with improper cleaning methods or products taking into account the Product’s constituent materials and finish; (vi) repaired or serviced by unauthorized personnel or using incorrect parts or methods; (vii) operated in an environment or under conditions not recommended in any accompanying user instructions for the Product (for example, used outdoors or in a humid environment); or (viii) damaged during shipment or by other accident (including, without limitation, by acts of God such as floods, lightning, thunderstorms, earthquakes and fires). This Limited Warranty does not cover normal wear and tear.

b. Calligaris will endeavor to maintain the colors and shades of Products but does not guarantee the accuracy of color, texture or other characteristics of Products or that there will not be slight differences between colors and shades from the catalogue or from one delivery to another delivery of Products. Without limiting the generality of the foregoing, with respect to electrical Products (including lamps), this Limited Warranty does not apply: (a) to light bulbs; (b) to the operation of a Product with a power supply which is not compatible with the Product as recommended on the Product label or in the instructions accompanying the Product; (c) if the originally supplied bulb is replaced with one which is not within the electrical values set forth on the Product label or in the instructions accompanying the Product; or (d) if the Product is used in violation of any applicable standard, code or instructions of use, including those contained in the National Electrical Code, in the Standards for Safety of Underwriters Laboratory Inc. (UL), Standards for the American Standards Institute (ANSI), and, in Canada, the Canadian Standard Association (CSA).

4. WARRANTY TERMS.

This Limited Warranty covers the period which is exactly ONE YEAR following the date of Buyer’s retail purchase of the Product from a Calligaris Authorized Dealer. This Limited Warranty is for the benefit of the original Buyer of the Product ONLY and is not transferable to any other person or entity. This Limited Warranty does not apply to any Product which has been resold or was the subject of any lease or other commercial use, or was acquired from any party other than a Calligaris Authorized Dealer.

5. DISCLAIMER OF ALL OTHER WARRANTIES.

TO THE MAXIMUM EXTENT ALLOWED BY APPLICABLE LAW, THE LIMITED WARRANTY SET FORTH HEREIN IS CALLIGARIS’ SOLE AND EXCLUSIVE WARRANTY FOR OR RELATING TO A PRODUCT FOR ANY AND ALL CLAIMS OF THE BUYER AND ANY OTHERS, IN LIEU OF ALL OTHER WARRANTIES (EXPRESS OR IMPLIED). CALLIGARIS NEITHER MAKES NOR ASSUMES, AND HEREBY EXPRESSLY DISCLAIMS, ANY WARRANTY OF MERCHANTABILITY, WARRANTY OF FITNESS FOR A PARTICULAR PURPOSE, WARRANTY OF NON-INFRINGEMENT AND ANY OTHER WARRANTY, WHETHER EXPRESS OR IMPLIED BY LAW, ORAL OR WRITTEN, OR ARISING FROM STATUTE, OPERATION OF LAW, TRADE USAGE OR COURSE OF DEALING. NO OTHER PERSON OR ENTITY, INCLUDING ANY DISTRIBUTOR, DEALER, AGENT OR CALLIGARIS EMPLOYEE, IS AUTHORIZED TO MAKE ANY MODIFICATION, EXTENSION OR ADDITION TO THIS LIMITED WARRANTY OR TO COMMIT CALLIGARIS TO ANY OTHER LIABILITY OR OBLIGATION IN CONNECTION WITH THE SALE OR USE OF ANY PRODUCT.

6. LIMITATION OF REMEDIES.

TO THE MAXIMUM EXTENT ALLOWED BY APPLICABLE LAW, BUYER’S SOLE AND EXCLUSIVE REMEDY, AND CALLIGARIS’ TOTAL LIABILITY FOR AND IN RESPECT OF ANY CLAIM PERTAINING TO A PRODUCT RECOGNIZED AS DEFECTIVE BY CALLIGARIS WITHIN THE TERMS OF THIS LIMITED WARRANTY, SHALL BE STRICTLY LIMITED TO, AT THE SOLE OPTION OF CALLIGARIS, EITHER: (A) REPAIR OF THE PRODUCT, OR (B) REPLACEMENT OF THE PRODUCT WITH THE SAME ITEM OR A COMPARABLE ONE, OR REPLACEMENT OF ANY DEFECTIVE PARTS THEREOF. NO OTHER COSTS OR EXPENSES, INCLUDING BUT NOT LIMITED TO REINSTALLATION, LABOR OR SHIPPING COSTS, ARE COVERED BY THIS LIMITED WARRANTY.

7. LIMITATIONS OF LIABILITY.

CALLIGARIS’ LIABILITY ON ANY CLAIM OF ANY KIND, INCLUDING LOSS OR DAMAGE RESULTING FROM OR IN CONNECTION WITH THE DESIGN, MANUFACTURE, SALE, DELIVERY, RESALE, REPAIR, USE OR PRODUCT WARNINGS OR INSTRUCTIONS OF ANY PRODUCT SUPPLIED WITH THIS LIMITED WARRANTY SHALL IN NO CASE EXCEED THE PRICE OF THE PRODUCT ACTUALLY PAID BY THE BUYER GIVING RISE TO THE CLAIM. TO THE MAXIMUM EXTENT ALLOWED BY APPLICABLE LAW, EXCEPT FOR THE OBLIGATIONS SPECIFICALLY SET FORTH IN THIS LIMITED WARRANTY, IN NO EVENT SHALL CALLIGARIS BE LIABLE FOR ANY DIRECT, INDIRECT, SPECIAL, INCIDENTAL, CONSEQUENTIAL, PUNITIVE OR EXEMPLARY DAMAGES, WITHOUT LIMITATION, WHETHER BASED ON CONTRACT, TORT OR ANY OTHER LEGAL THEORY, INCLUDING, BUT NOT LIMITED TO, LOSS OF USE, LOSS OF PROFITS, LOSS OF BUSINESS OR GOODWILL, DOWNTIME, OR OTHER ECONOMIC DAMAGES, WHETHER OR NOT CALLIGARIS HAS BEEN ADVISED OF THE POSSIBILITY THEREOF.

8. POSSIBLE ADDITIONAL RIGHTS UNDER LOCAL LAW.

This Limited Warranty gives the Buyer specific legal rights. The Buyer may also have other rights which vary from state to state in the United States, from province to province in Canada, and from country to country in North America. To the extent that this Limited Warranty is inconsistent with applicable local law, it shall be deemed modified to the narrowest extent required so as to be consistent with such local law. Under such local law, certain disclaimers and limitations of this Limited Warranty may not apply to the Buyer. THE TERMS IN THIS LIMITED WARRANTY, EXCEPT TO THE EXTENT LAWFULLY PERMITTED, DO NOT EXCLUDE, RESTRICT OR MODIFY, AND ARE IN ADDITION TO, THE MANDATORY STATUTORY RIGHTS APPLICABLE TO THE PURCHASE OF THE PRODUCT BY THE BUYER.

CALLIGARIS ONE YEAR LIMITED WARRANTY

9. TO MAKE A WARRANTY CLAIM.

Calligaris has a strong commitment to manufacturing high quality Products. To obtain service for a valid claim arising within the warranty period set forth above, the Buyer must contact in writing the Calligaris' Authorized Dealer from which the Product was originally purchased by the Buyer (or, in the event that is not possible, contact Calligaris Inc. in writing), within fifteen (15) days after a problem, defect or error first becomes known to the Buyer, or fifteen (15) days after delivery of the Product to the Buyer in the case the problem, defect or error was obvious. The failure of the Buyer to give notice within the specified timeframe will result in the denial of any claim. For a warranty claim to be processed, the Buyer must include in its notice: (a) Product identification information; (b) a copy of the proof of purchase to demonstrate that the Buyer purchased the Product from a Calligaris Authorized Dealer and the problem occurred within the warranty period; (c) a detailed description of the problem experienced; (d) an explanation of how the damage occurred, if known; and (e) if possible, photos evidencing the problem. The claim will be submitted to Calligaris by the Calligaris Authorized Dealer for assessment. Calligaris will be the sole judge as to whether any Product is defective and covered under this Limited Warranty. Within approximately two (2) business weeks of submission of a complete claim, the Buyer will receive the response of Calligaris from the Calligaris Authorized Dealer, which will also coordinate any repair or replacement if authorized by Calligaris. Each Product which is repaired or replaced will continue to be covered under this Limited Warranty for the longer of (a) the remainder of the original warranty period, or (b) ninety (90) days from the date of delivery to the Buyer of the repaired or replaced Product. Repair or replacement may be arranged to take place at the Calligaris Authorized Dealer location, with the Buyer being responsible for delivering the Product to the Calligaris Authorized Dealer (including payment of all shipping costs to do so) or in appropriate circumstances can be arranged at the location of the Buyer (on-site service) provided the Buyer can provide a suitable working area to allow for disassembly, repair and reassembly of the Product.

10. CHOICE OF LAW; ARBITRATION.

This Agreement shall be governed in accordance with the laws of the State of North Carolina, United States of America, without giving effect to any choice of law or conflict of law provisions or rules thereof. Any claim, dispute or controversy arising out of, relating to or concerning this Limited Warranty shall be finally and exclusively settled in accordance with the Commercial Arbitration Rules of the American Arbitration Association by one (1) arbitrator appointed in accordance with said Rules. The arbitration shall be conducted in High Point, North Carolina. The award and any order of the arbitrator shall be in writing and shall be final and binding on all parties to such arbitration, and judgment thereon may be entered in any court having jurisdiction thereof. The cost of all arbitration proceedings (other than each party's own attorneys' fees and expert witness fees) shall be borne by the non-prevailing party, provided any party that fails or refuses to submit to arbitration following a proper demand hereunder by the other party shall bear all costs and expenses incurred by such other party (including such other party's reasonable attorneys' fees and expenses) in compelling arbitration of any dispute. The arbitrators shall not have the authority or power to modify or alter any express condition or provision of this Limited Warranty or to render an award which by its terms has the effect of altering or modifying any express condition or provision hereof or to provide for or order discovery without the consent of the parties, and the arbitrator shall not have authority to award punitive, liquidated or exemplary damages.

FOR THE SOFAS SELECTION IN THIS CATALOGUE

PLEASE REFER TO THE GENERAL SALES CONDITIONS IN THE "2024/05 SOFAS AND LOUNGE CHAIRS PRICE LIST - US"

FOR THE BEDS AND BEDROOM FURNITURE SELECTION IN THIS CATALOGUE

PLEASE REFER TO THE GENERAL SALES CONDITIONS IN THE "2024/05 BEDS AND BEDROOM COLLECTION PRICE LIST - US"

2024/05

US

Quick Ship Program North America

— Colors and Finishes

— Colors and Finishes

KEY AND GENERAL INFORMATION

Fabric treatments



The NaturSphere System® has finally made available the most advanced results in nanotechnology to the textile industry. The special treatment incorporates highly repellent inert nanospheres directly into the fibres, thus protecting the fabric from dust, repelling the toughest stains and keeping the fabric new and beautiful at touch over time.

Removing stains is safe and easy: quickly wash off the spill with some water or wipe the fabric with a damp cloth using rapid and gentle strokes.



Silver-ion based treatment for fabrics featuring antimicrobial, antibacterial and antifungal properties. Works as a protective shield, sanitizing the treated fabrics, eliminating bad odours and preventing allergies. The special application method guarantees the long lasting effectiveness of the Silver Protection treatment.



Teflon™ fabric protector provides water and stain repellency to fabrics. Teflon™ treatment forms a protective shield. Teflon™ is undetectable by sight, smell and touch. Fabric breathability is unaffected. Fabric featuring Teflon™ resists washing and dry cleaning. Blot off water and oily stains immediately.

Teflon™ fabric protector
Stain resistant fabric
Teflon™ is a registered trademark
of The Chemours Company FC LLC,
used under license by Calligaris S.p.a.



Surface treatment, which delays the absorption of water based stains.

Acronyms – fabric fibres

AC	Acetate	LI	Linen	PL	Polyester	VI	Viscose
AF	Other fibers	NY	Nylon	PP	Polypropylene	WO	Wool
EL	Elastam	PA	Polyamide	PU	Polyurethane		
CO	Cotton	PC	Acrylic	PVC	Polyvinylchloride		

Care symbols



Do not wash with water



Do not bleach



Maximum ironing temperature 110° C



Hand wash



Any bleach allowed



Maximum ironing temperature 150° C



Wash with water. Maximum water temperature should not exceed the degrees indicated in the drawing



Do not tumble dry



Iron inside out. Maximum ironing temperature 110° C



Do not dryclean



Tumble dry at low temperature



Iron inside out. Maximum ironing temperature 150° C



Dryclean



Do not iron

WOOD TYPES

SOLID WOOD


Obtained by cutting the tree log through a mechanic process. The aesthetic features and grain pattern depend on the wood essence. Solid wood is usually varnished (finishing process) and reproduces the typical essence shades.




P02
BLEACHED BEECH



P1GW
CANALETTO WALNUT
ASHWOOD



P12
SMOKE




P12
SMOKE ASHWOOD



P15L
MATT BLACK



P132
GRAPHITE




P201
WALNUT



P201
WALNUT ASHWOOD

VENEERS


Veneer is obtained by using thin sheets of wood with different thicknesses which are taken from the best quality tree logs. Veneer layers are usually glued to a support and then stained accordingly. Veneer increases the quality of the products and delivers an excellent aesthetic result.




P1GW
CANALETTO WALNUT



P1GW
CANALETTO WALNUT
(CANNULATED)



P1GW
CANALETTO WALNUT
(INLAID)




P12
SMOKE



P15L
MATT BLACK



P15L
MATT BLACK
(CANNULATED)



P15L
MATT BLACK
(INLAID ASHWOOD)




P173
GRAPHITE



P201
WALNUT

METALS



P77
CHROMED


P175
POLISHED BRASS

P29L
EMBOSSSED MATT BRONZE

P46M
MATT PEARL BEIGE

P77 Chromed: a galvanic process fixes a chrome layer to the metal part of the product. Chrome gives the product a shiny look and great abrasion resistance.

GLASS



GM2
ANNEALED BRONZE

GM3
ANNEALED SMOKE GREY

GTG
SMOKE GREY


GTR
TRANSPARENT

FROSTED GLASS



GEW
EXTRACLEAR

MIRROR




GMB
BRONZE MIRROR

GMG
GREY MIRROR

GMR
MIRROR

MATT FINISHES



P15
MATT BLACK

P16
MATT GREY


P94
MATT OPTIC WHITE

P176
MATT TAUPE

P900
MATT TAUPE

PLASTIC MATERIALS

TRANSPARENT PLASTICS



P266
SMOKE GREY

P848
TRANSPARENT

	- I Manutenzione e pulizia	- F Entretien et nettoyage	- J メンテナンスとクリーニング
	- GB Maintenance and cleaning	- RUS техническое обслуживание и очистку	
	- D Wartung und Reinigung	- E Mantenimiento y limpieza	
OK			
- I Usare acqua e sapone neutro	- E Use un jabón suave y agua		
- GB Use mild soap and water	- J 中性洗剤と水を使用		
- D Verwenden Sie eine milde Seife und Wasser			
- F Utiliser un savon doux et de l'eau			
- RUS Использовать нейтральное мыло и воду			
NO			

ATTENTION!

In order to guarantee product durability, clean the plastic elements by using lukewarm water and mild soap only. Do not use ethyl alcohol or detergents that contain even small amounts of acetone, trichloroethylene or ammonia or solvents in general. Do not use any universal degreaser. Do not use abrasive products.

CERAMIC

CERAMIC-GLASS

The ceramic-glass top is a self-holding product manufactured by coupling one ceramic plate (porcelain tile) to a tempered floating glass thanks to a special process carried out in autoclave. For the P1C, P5C, P6C, P14C, P18C, P32C, P321 finishes, the ceramic plate thickness is 3 mm and is coupled with an 8 mm thick glass (for a total of 11 mm). For the P2C, P4C, P7C, P9C, P27C, P28C, P30C, P31C finishes, the ceramic plate thickness is 6 mm and is coupled with a 6 mm thick glass (for a total of 12 mm) or with a 12 mm thick glass (for a total of 18 mm).

The porcelain tile is a ceramic material obtained using a mixture of stoneware composed by clay and valuable raw materials, which are mixed, body tinted, compacted whilst high pressure is applied and finally fired at 1200 °C. The porcelain tile working surface features exceptional performances in terms of scratch, impact, stain, thermal shock and chemical resistance. It is easy to clean and very hygienic because it does not absorb liquids and does not release harmful substances.

CERAMIC-WOOD


The ceramic-wood top is obtained by applying a layer of ceramic (gres porcelain tile) onto a panel made of wooden particles with a special gluing technique.

The porcelain tile is a ceramic material obtained using a mixture of stoneware composed by clay and valuable raw materials, which are mixed, body tinted, compacted whilst high pressure is applied and finally fired at 1200 °C. The porcelain tile working surface features exceptional performances in terms of deep abrasion, stain, thermal shock and chemical resistance. It is easy to clean and very hygienic because it does not absorb liquids and does not release harmful substances.


CERAMIC-ABS

The ceramic-abs top is a product manufactured by coupling one ceramic plate (porcelain tile) to a 1 mm ABS layer thanks to a special heated pasted process.

The ceramic-abs top features exceptional performances in terms of cleanliness and grace. The porcelain tile surface features exceptional performances in term of scratch, impact, stain, thermal shock and chemical resistance. It's easy to clean and very hygienic because it does not absorb liquids and does not release harmful substances.



P1C
CEMENT
(matt)



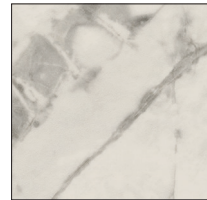
P2C
WHITE MARBLE
(glossy)




P4C
GOLDEN ONYX MARBLE
(glossy)




P5C
SALT WHITE
(matt)



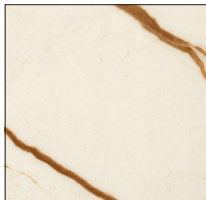
P9C
SILK WHITE MARBLE
(matt)



P14C
BRONZE
(matt)



P18C
CALACATTA BLACK MARBLE
(matt)



P27C
GOLDEN STATUARY MARBLE
(glossy)




P28C
BLACK STATUARY MARBLE
(glossy)



P31C
CALACATTA PAONAZZO
MARBLE (glossy)



P32C
WHITE TRAVERTINO
(matt)




P321
LEAD GREY
(matt)

WASHABLE SYNTHETIC FABRICS

Washable synthetic fabrics should be cleaned periodically in order to maintain their appearance and prevent build-up of dirt and contaminants. Any stain, spills or soiling should be cleaned up promptly to prevent the possibility of permanent staining. Use soft soapy solutions or special cleaning products for washable synthetic fabrics to remove stains on the surface of the material. Remove only with a damp white cloth.

Lacquers, strong cleaners or acetone cause immediate damage and contribute to the deterioration of the material. The use of such cleaners is at owner's risk. Certain clothing and accessory dyes (such as those used on denim jeans) may migrate to lighter colours. This phenomenon is increased by humidity and temperature and is irreversible. Calligaris S.p.A. will not assume responsibility for dye transfer caused by external contaminants and possible permanent staining caused by this phenomenon.


SKUBA | 84% PVC - 10% PL - 6% PU gr/m² 700 | Martindale >100.000 cicli/rubs - EN ISO 5470-2 Met.1 



S95
TAUPE

S96
GREY



 Clean by using lukewarm water and mild soap only.

SOFTER | 75% PVC - 22% PL - 3% PU gr/m² 680 | Martindale >100.000 cicli/rubs - EN ISO 12947-2 




SLR
MUD BROWN

SLS
COGNAC

SLT
TOBACCO



VINTAGE | 80% PVC - 18% PL - 2% PU gr/m² 600 | Martindale 50.000 cicli/rubs - EN ISO 5470-2 Met.1 



S0A
DESERT

S0W
ASH GREY

S0X
HEMP




FABRICS

ASPEN | 90% PL - 10% CO gr/m² 430 | Martindale 60.000 cicli/rubs - EN ISO 12947-2



T2H
SAND



T2L
ANTHRACITE GREY

BERGEN | 100% PL gr/m² 569 | Martindale >100.000 cicli/rubs - EN ISO 12947-2



S2P
ASH GREY



S2R
SAND


BOUCLÉ | 37% PL - 21% PC - 19% VI - 14% CO - 8% LI - 1% PA gr/m² 522 | Martindale 40.000 cicli/rubs - EN ISO 12947-2



SLV
HEMP



SLX
TAUPE

DENVER |  41% VI - 21% PL - 18% LI - 15% CO - 4% PC - 1% AF gr/m² 327 | Martindale 20.000 cicli/rubs - EN ISO 12947-2




A03
CORD



Teflon™ is a registered trademark of The Chemours Company FC LLC, used under license by Calligaris S.p.a.




FABRICS

KALIX | 54% PC - 46% PL gr/m² 440 | Martindale 40.000 cicli/rubs - EN ISO 12947-2



S8S
GREY

MALMO |   79% PL - 16% CO - 5% PC gr/m² 442 | Martindale >40.000 cicli/rubs - EN ISO 12947-2



SQ1
ANTHRACITE GREY

SQ4
TAUPE

SQ5
SAND

PARIS | 47% PC - 22% PL - 20% CO - 11% VI gr/m² 714 | Martindale 40.000 cicli/rubs - EN ISO 12947-2



SQM
CREAM

SNQ
BEIGE

VENICE | 100% PL gr/m² 430 | Martindale >100.000 cicli/rubs - EN ISO 12947-2



S0F
SAND

S0L
ASH GREY

S0Y
BLACK

S0Z
HEMP

VOSS | 100% PL gr/m² 410 | 



S9F
WHITE

LEATHER - REGENERATED LEATHER - SOFT LEATHER

LEATHER


Leather is obtained by using a thicker layer of European ox skin. It is first tanned and then given a finishing coat.



L10
MELANGE COGNAC

REGENERATED LEATHER

Regenerated leather is the result of the mixture of leather off-cuts (min 60%) and other natural materials. Regenerated leather is finished with the same procedure used for leather.



315
BLACK

D03
TAUPE

R04
COGNAC

R16
GREY

SOFT LEATHER

Calligaris uses leather which comes from the finest part of the European ox skin (the core) cut in different thicknesses depending on the requests and then tanned. The external finish is obtained by using water based colours.



683
BLACK


705
OPTIC WHITE

D04
TAUPE

L01
ANTELOPE BROWN

EMOTION STANDARD LEATHER

Natural half-grain cowhide, finished thickness of 1.2 - 1.4 mm. Through dyed; finishing with resins and pigments. Article with a soft, waxy feel and semi-matt appearance.



L1U
HEZELNUT

HOW TO CONTACT US

For any further information, kindly contact our export office:

Calligaris USA, Inc.
P.O. Box 750
High Point, NC 27261

Phone 336 431 5500
Fax 336 431 5502
e-mail: highpoint@calligaris.it

Our offices are open:

Monday to Friday
8am - 5pm

AFTERSALES SERVICE

For technical support requests, replacements and warranty:

access the AFTER SALES section of the
customer portal: <https://portal.calligaris.it/>

or

fill in the form available at these links:

<https://analytics-eu.clickdimensions.com/cn/ajyjf/newclaim-en>

<https://analytics-eu.clickdimensions.com/cn/ajyjf/newclaim-es>

<https://analytics-eu.clickdimensions.com/cn/ajyjf/newclaim-fr>

Campione promozionale gratuito non destinato alla vendita - escluso IVA art. 2 comma 3 lettera C DPR 633/72 - esonerato dalla bolla di accompagnamento art. 4 punto 6 DPR 627/78
/Free promotional sample - VAT not included art. 2 par. 3 letter C DPR 633/72 - no transport documents - required art. 4 item 6 ART 627/78

Copyright ©Calligaris S.p.A.
Tutti i diritti riservati /All rights reserved

Calligaris USA Inc.

P.O. Box 750 High Point,
NC 27261
Phone +1 336 431 5500
highpoint@calligaris.it

Calligaris S.p.A.

Via Trieste, 12
33044 Manzano (UD) Italy
Tel. +39 0432 748 211
calligaris@calligaris.it